UMBC WOMEN'S BASKETBALL

ARENA: Hynes Athletic Center
TIME: 12:00 PM
LOCATION: New Rochelle, N.Y. | **V:** ESPN+

AMERICA EAST CHAMPS: 2007 | AMERICA EAST REGULAR SEASON CHAMPS: 2011
WNIT: 2011, 2026 | WBI: 2015, 2016



SERIES HISTORY: 5th All-Time Meeting
Series Tied 2-2
STREAK: UMBC W1
LAST MEETING: UMBC 62-40 Iona, 11/30/2024

UMBC	QUICK COMPARISON	IONA
75.9	Points Per Game	64.0
58.6	Points Per Game Allowed	62.9
5.9	Rebounds Margin	-4.9
.436	Field Goal Pct.	.401
.333	3-Point Pct.	.252
.647	Free Throw Pct.	.745

PROJECTED STARTING 5



1 GUARD | 5'7
PLAINFIELD, N.J.
TIARA BELLAMY

2026-27 STATS:
- 7 Games Played, 7 Starts
- 20.9 Min. Per Game
- 2.1 PPG (41.2 % FG)
- 1.7 Reb. Per Game
- 1.0 Stl. Per Game



4 GUARD | 5'9
WALDORF, Md.
KENNEDY AUSTIN

2026-27 STATS:
- 7 Games Played, 7 Starts
- 24.1 Min. Per Game
- 9.3 PPG (40.7 % FG)
- 4.6 Reb. Per Game
- 2.3 Stl. Per Game



10 FORWARD | 6'1
APOLLO BEACH, Fla.
ALAINA WILLIAMS

2026-27 STATS:
- 7 Games Played, 7 Starts
- 21.0 Min. Per Game
- 7.3 PPG (52.3 % FG)
- 4.0 Reb. Per Game
- 1.9 Stl. Per Game



11 FORWARD |6-0
NEW ORLEANS, La.
ANGELA WILLIAMS

2026-27 STATS:
- 7 Games Played, 7 Starts
- 19.0 Min. Per Game
- 11.6 PPG (48.5 % FG)
- 11-30 3 PT FG (36.7 %)
- 1.7 Stl. Per Game



3 GUARD | 6'0
PG County, Md.
HEIDI WILLIAMS

2026-27 STATS:
- 7 Games Played, 7 Starts
- 27.4 Min. Per Game
- 15.3 PPG (45.5 % FG)
- 8.6 Reb. Per Game
- 3.1 Ast. Per Game

2026-27 :: SCHEDULE & RECORD

THE RECORD

OVERALL RECORD	4-3
AMERICA EAST	0-0
NON-CONFERENCE	4-3
HOME	3-0
AWAY	1-3
NEUTRAL	0-0

- THE SCHEDULE -

DATE	OPPONENT (TV)	TIME/RESULT
N2	Stevenson (ESPN+)	W, 92-29
N5	Mount St. Mary's (ESPN+) !	W, 79-53
N8	at Quinnipiac !	W, 91-67
N13	Morgan State (ESPN+) %	W, 85-50
N15	410 Champ at Towson %	L, 48-58
N18	at Pittsburgh	L, 59-72
N21	at Brown	L, 77-81 (2OT)
N27	at Iona &	12 PM
N28	Iona Turkey Tip-Off Champ/Cons.	TBD
D3	at Navy	6 PM
D7	Coppin State (ESPN+)	6 PM
D12	Notre Dame of Maryland (ESPN+)	2 PM
D18	at Maryland	11 AM
D21	American (ESPN+)	12 PM
D31	at Binghamton (ESPN+)*	1 PM
J3	NJIT (ESPN+)*	2 PM
J7	Maine (ESPN+)*	6 PM
J9	New Hampshire (ESPN+)*	2 PM
J14	Bryant (ESPN+)*	12 PM
J16	at UAlbany (ESPN+)*	2 PM
J21	at Vermont (ESPN+)*	6 PM
J23	at UMass Lowell (ESPN+)*	5 PM
J28	Binghamton (ESPN+)*	6 PM
F4	at Bryant (ESPN+)*	11 AM
F6	UAlbany (ESPN+)*	2 PM
F11	at Maine (ESPN+)*	6 PM
F13	at New Hampshire (ESPN+)*	12 PM
F18	Vermont (ESPN+)*	6 PM
F20	UMass Lowell (ESPN+)*	2 PM
F25	at NJIT (ESPN+)*	5 PM

SCHEDULE KEY
*America East Conference game
! AE/Metro Challenge
% UA 410 Invitational
& Iona Turkey Tip-Off
All Times Eastern

▶ QUICK FACTS

THE BASICS
Location: Catonsville, MD
Founded: 1966 (59 years ago)
Affiliation: NCAA Division I
Conference: America East
Enrollment: 13,602
Colors: Black & Gold
Nickname: Retrievers
University President: Dr. Valerie Sheares Ashby
Faculty Representative: Dr. Kathryn Klein
Director of Athletics: Tiffany D. Tucker
Athletics Department Phone: (410) 455-2207
Ticket Office Phone: (443) 612-3840
Arena: Chesapeake Employers Insurance Arena
Capacity: 5,000 (Built in 2018)
Athletics Website: www.UMBCRetrievers.com

▶ TEAM FACTS

COACHING STAFF
Head Coach: Candice Hill
Alma Mater: Loyola Maryland '11
Season: Third
Associate Head Coach: Delmar "Buck" Carey
Alma Mater: Bowie State '10
Season: Third
Assistant Coach: Reggie Daniels
Alma Mater: Hood College '15
Season: Third
Assistant Coach/Recruiting: Maggie Tien
Alma Mater: Hood College '22
Season: Third
Director of Basketball Ops: Tolu Omokore
Alma Mater: UCF '19
Season: Second

ROSTER BREAKDOWN
2025-26 Overall Record: 17-15
Home, Away, Neutral: 8-6, 8-9, 1-0
2025-26 America East Record: 10-6
Conference Finish: 4th
Starters Returning/Lost: 3/2
Letterwinners Returning/Lost: 8/4
Newcomers: 6

STATE/COUNTRY BREAKDOWN
Florida (1) - Al. Williams
Louisiana (1) - An. Williams
Maryland (5) - Austin, Roberson, Scott, Sutton, H. Williams
New Jersey (2) - Bellamy, Slomack
Pennsylvania (1) - Baynes
Virginia (1) - Yergey
West Virginia (1) - Jones
England (1) - Crowley
France (1) - Brandsma

RETRIEVER ROUNDUP

2026-27 ROSTER

No.	Name	Cl.	Pos.	Ht.	Hometown | Previous School
0	Shariah Baynes	Jr.	G	5-7	Philadelphia, Pa. / Towson
1	Tiara Bellamy	R-Sr.	G	5-7	Plainfield, N.J./Saint Peter's
2	Dagny Slomack	Jr.	G	5-6	South Orange, N.J./Central Conencticut State
3	Heidi Williams	So.	G	6-0	Prince George's County, Md./Saint Frances Academy
4	Kennedy Austin	So.	G	5-9	Waldorf, Md./Maret
5	Sadaya Jones	So.	G	5-9	Morgantown, W.Va./Morgantown
8	Syd Sutton	Fr.	G	5-9	Glen Burnie, Md. / St. Frances Academy
9	Jeanine Brandsma	R-Sr.	C	6-2	Eguzon Chantome, France / Austin Peay
10	Alaina Williams	Sr.	F	6-1	Apollo Beach, Fla./Idaho State
11	Angela Williams	Jr.	F	6-0	New Orleans, La. / James Madison
12	Alden Yergey	Jr.	G	5-9	Nokesville, Va. / Siena
17	Maisie Crowley	So.	F/C	6-4	London, England/Bishop McNamara
21	Gabby Scott	Jr.	F	6-0	Ellicott City, Md./Towson
24	Cai Roberson	Fr.	F	5-9	Upper Marlboro, Md. / IMG Academy

STAFF

Head Coach: Candice Hill (3rd season)
Record at UMBC: 35-33 (17-15 AE)
Overall Record: 35-33 (17-15 AE)
Associate Head Coach: Delmar "Buck" Carey
Assistant Coach: Reggie Daniels
Assistant Coach/Recruiting Coordinator: Maggie Tien
Director of Basketball Operations: Tolu Omokore
Graduate Assistant: Carmen Yanez

PRONUNCIATION GUIDE

#0 Shariah Baynes - Shuh-REE-uh
#1 Tiara Bellamy - Tee-air-ah
#2 Dagny Slomack - Dag-Knee Slow-Mack
#5 Sadaya Jones - Suh-DAY-Uh
#10 Alaina Williams - Uh-lane-Uh
#12 Alden Yergey - Yer-gee (Hard G)
#17 Maisie Crowley - MAZE-ee
Maggie Tien - Tee-En
Tolu Omokore - Toe-Lou Oh-Muh-Core-Ay

WE Are UMBC

***The full name of our institution is University of Maryland, Baltimore County.**
***We prefer to simply be called UMBC.**

*** Please use our full name only on first reference if you must use it at all.**

***Our full name has a comma between Maryland and Baltimore; plaease do NOT use a hyphen.**

UMBC

*** Please do NOT call us Maryland-BC, UM-Baltimore County, Maryland-Baltimore, Maryland-Balt. Co. or Maryland (Baltimore County).**

TEAM NOTES

THE TALE OF THE TAPE

- The Retrievers enter Friday's Iona Turkey Tip-Off contest against the Gaels with a record of 4-3 after a heartbreaking double overtime loss at Brown on Saturday. UMBC opened the season with four consecutive victories, all by 24 points or more points. On Saturday, UMBC led for the bulk of the contest before Brown tied it late in regulation to force overtime. In the first OT, UMBC took a two-point edge with 1:15 to play, but Brown tied it with 54 seconds left to force the second OT where they would edge out an 81-77 win.
- Brown made 12 more free throws in the contest, and took 15 more than the Retrievers. UMBC won the turnover battle, points in the paint, points off turnovers, and second-chance points.
- Iona welcomes the Retrievers in the midst of a three-game winning streak after beating Bucknell 57-50 on Saturday evening. The Gaels reversed a three-game skid with a win over Hofstra on Nov. 15. Leading by seven to start the fourth quarter against Bucknell, the Gaels would never let the Bison pull closer than five over the final 10 minutes.

SCOUTING THE OPPOSITION

- Through seven games, three Gaels average at least 11.7 points per game, led by Adrianna Gonzalez at 14.4. Gonzalez is shooting 46.8 percent from the field, and is knocking down 42.4 percent of her three-point tries. Gonzalez has scored at least 18 points in each of the three games during the winning streak and has reached double figures in five of seven games this season.
- Chloe Vasquez is second on the team at 14.0 points per game, while tying for the team lead with 5.7 rebounds per contest. Vasquez has scored in double figures in six games this season, topping out at 20 points versus ranked TCU on November 10. She recorded her first double-double of the season with 17 points and 10 boards against Hofstra.
- Pending the results of the opening round games, UMBC will face either Drexel or Southern Miss in the Championship/Consolation Games on Saturday.
- Drexel enters the tournament with a 3-3 record after beating Loyola (Md.) 53-44 on Sunday. Laine McGurk (13.0) and Molly Rullo (12.2) average double-figure scoring for the Dragons.
- Through six games, Drexel is one of the most foul-averse teams in the country, ranking third in DI Women's Basketball with just 12.0 fouls per game. The Dragons also rank 14th in turnovers per game, giving the ball away just 11.5 times a game.
- Southern Miss comes into the event with a 5-2 record after a 90-73 loss to Mississippi State on Sunday. Hayleigh Breland is the driving force of the Southern Miss offense, scoring 16.4 points per game. Breland has scored at least 12 points in all seven games, scroing 23 against Jacksonville State on Nov. 16. Breland is shooting a staggering 96.2 percent from the foul line, ranked 15th in all of Division I.

SCOUTING THE RETRIEVERS

- Sophomore Heidi Williams leads Candice Hill's program. The preseason all-conference selection is averaging 15.3 points and 8.6 rebounds per game this season, with four double-doubles. Williams is one of 13 players in Division I Women's Basketball with four or more double-doubles this season. She recorded three straight double-doubles (12 pts, 10 reb vs. Mount St. Mary's; 20 points, 10 rebouns at Quinnipiac; 16 points, 10 rebounds vs. Morgan State) before adding a fourth double-double at Pittsburgh on Nov. 18 with 18 points and 10 boards.
- Williams ranks in the top-50 nationally in three other categories (FGA - 25th, FGM - 34th, REB - 32nd).
- James Madison transfer Angela Williams is second on the team in scoring, averaging 11.6 points per contest. Williams is shooting 48.5 percent from the field and has reached double figures in four contests this season, scoring a career-high 19 points vs. Mount St. Mary's before matching it against Pittsburgh.
- In a reserve role, Dagny Slomack ranks 26th in the country in three-point field goal percentage, knocking down 51.7 percent of her shots from deep. Slomack leads the team with 15 makes from beyond the arc, and is third on the team at 9.6 points per game. Slomack hit five threes in back-to-back games vs. Mount St. Mary's and at Quinnipiac, setting a new career-high with 22 points in the road contest with the Bobcats.
- UMBC leads the America East Conference and ranks 34th in the country in turnover margin this season at 8.71. The Retrievers have won the turnover battle in six of seven games this season, turning it over 96 times (13.7/game) while forcing 157 turnovers (22.4/game).
- UMBC also ranks in the top-50 nationally in bench points per game, averaging 30.3 points per contest.

UMBC WBB PRIMARY COMMUNICATIONS CONTACT



Jeff Jezewski
Associate AD - Strategic Comms/Brand Advancement
Email: jjezews1@umbc.edu **Twitter: @JeffJezewski13**

SERIES HISTORY

- Friday's contest will be the fifth all-time meeting between UMBC and Iona. The series is tied 2-2.
- The teams met for the first time in 1988, a 72-53 victory for the Gaels. The Gaels also won the meeting in 2003, while UMBC defeated Iona 79-63 in 1997 and 62-40 in 2024.
- Hill earned her fourth career victory in the 62-40 win during the 2024-25 season. Jaliena Sanchez scored 16 points to lead UMBC, while Jaden Walker (12) and Talia Davis (11) also reached double figures. Iona shot just 25.9 percent from the floor in the contest.
- If UMBC meets Drexel, it will be the ninth meeting in the history of the programs, and the first since 2005. Drexel currently leads the series 5-3.
- A meeting with Southern Miss would be the first in the history of the programs.

COACHES CORNER

- Candice Hill is in year three with UMBC , currently holding the top winning percentage in the program's Division I history (.515). After six of seven seasons with 10 or fewer wins prior to Hill's arrival, UMBC has won 14 and 17 games in the first two seasons of the Hill era.
- Hill led the Retrievers into John Paul Jones Arena last November and defeated a Virginia team that would go on to the Sweet 16 to earn the program's first-ever victory against a Power Four opponent.
- After 10 wins in conference play, UMBC snagged the fourth seed in the America East Tournament. The Retrievers played host to NJIT in the First Round, coming from behind to win a thriller in OT before forcing the Semifinal match against eventual champion Vermont into 2OT.
- Hill recently signed a multi-year contract extension to remain with the Retrievers. Noted Director of Athletics Tiffany D. Tucker "She is the right person to lead Baltimore's Team in the present and future."

CAREER MILESTONE WATCH

- Tiara Bellamy sits 64 points shy of 500 for her career. Now in her third season with UMBC, Bellamy has scored 255 points as a Retriever after scoring 181 for Saint Peter's in 2022-23. Bellamy is also 11 steals shy of 100 for her career.
- Dagny Slomack is 50 points shy of 500 for her career. In her second season with UMBC, Slomack has 189 points as a Retriever after scoring 261 for Central Connecticut State in 2024-25. Slomack is also 11 threes shy of 100 makes from distance in her career. She has knocked down 40 threes with UMBC after draining 49 in her freshman season.
- Shariah Baynes reached 100 career assists in Saturday's contest at Brown, handing out three.
- Heidi Williams crossed the 400-point threshold on Saturday, sitting at 410, 90 shy of 500 for her career. With four double-doubles this season, Williams has seven for her career.

2026-27 CAREER HIGHS

- The following athletes have reached single-game career-highs during contests this season.
- **#0 Shariah Baynes -** FT Made - 6 (at Towson)
- **#2 Dagny Slomack** - Pts - 22 (at Quinnipiac), Three-Pointers Made - 5 (Mount St. Mary's, at Quinnipiac)
- **#3 Heidi Williams** - Reb - 12 (at Towson), Ast - 7 (Mount St. Mary's)
- **#4 Kennedy Austin** - Ast - 4 (at Brown), Stl - 5 (at Brown)
- **#11 Angela Williams** - Pts - 19 (Mount St. Mary's, at Pittsburgh), FGM - 8 (Mount St. Mary's)
- **#12 Alden Yergey** - FTM - 4 (Morgan State)

2026-27 AMERICA EAST STANDINGS

TEAM	AE	Pct.	ALL	Pct.
Bryant	0-0	.000	6-0	1.000
New Hampshire	0-0	.000	5-2	.714
NJIT	0-0	.000	5-2	.714
UAlbany	0-0	.000	5-2	.714
Vermont	0-0	.000	5-2	.714
Maine	0-0	.000	4-2	.667
Binghamton	0-0	.000	4-3	.571
UMBC	**0-0**	**.000**	**4-3**	**.571**
UMass Lowell	0-0	.000	3-4	.429

▶ 26-27 WEEKLY HONORS

25-26 GAME-BY-GAME STARTING LINEUP COMBINATIONS

OPPONENT						RECORD
Stevenson	Bellamy	H.Williams	Austin	Al.Williams	An. Williams	1-0
Mount St. Mary's	Bellamy	H.Williams	Austin	Al.Williams	An. Williams	2-0
Quinnipiac	Bellamy	H.Williams	Austin	Al.Williams	An. Williams	3-0
Morgan State	Bellamy	H.Williams	Austin	Al.Williams	An. Williams	4-0
Towson	Bellamy	H.Williams	Austin	Al.Williams	An. Williams	4-1
Pittsburgh	Bellamy	H.Williams	Austin	Al.Williams	An. Williams	4-2
Brown	Bellamy	H.Williams	Austin	Al.Williams	An. Williams	4-3
Iona						
Navy						
Coppin State						
Notre Dame (Md.)						
Maryland						
American						
Binghamton						
NJIT						
Maine						
New Hampshire						
Bryant						
UAlbany						
Vermont						
UMass Lowell						
Binghamton						
Bryant						
UAlbany						
Maine						
New Hampshire						
Vermont						
UMass Lowell						
NJIT						

26-27 AE Rankings (11-23)

STATS	Value	AE Rank
Points Per Game	75.9	1
Points Allowed Per Game	58.6	4
Scoring Margin	17.3	1
Free Throw Pct.	.647	6
Field Goal Pct.	.436	3
Field Goal Pct. Defense	.397	6
3FG Pct.	.333	4
3FG Pct. Defense	.302	8
3FG Made Per Game	6.4	4
Rebounds Per Game	39.0	3
Opp. Rebound Per Game	33.1	3
Rebounding Margin	5.9	2
Off. Reb. Per Game	14.1	2
Def. Reb. Per Game	24.9	5
Blocks Per Game	2.71	4
Assists Per Game	14.1	5
Steals Per Game	11.9	1
Turnovers Per Game	13.4	2
Turnover Margin	8.71	1
Assist/Turnover Ratio	1.03	4









Candice Hill



Head Coach :: 3rd Season at UMBC

CAREER RECORDS

Overall Record (All Games): 35-33

Record at UMBC: 35-33 (17-15 AE, 10-6 25-26)

1 America East Newcomer of the Year

2 America East All-Conference Selection

2 America East All-Rookie Selections

1 America East All-Defensive Selection

3 America East Players of the Week

8 America East Rookies of the Week

Candice Hill enters her third season as the head coach of the UMBC women's basketball program in 2026-27. Hired as the 11th head coach in the history of the women's basketball program on April 15, 2024, Hill has seen immediate success at the helm of the Retrievers.

2025-2026

In 2025-26, Hill took the program to a new level. The Retrievers posted a record of 17-15, going 10-6 in the America East and earning a top-four seed in the conference tournament. UMBC defeated NJIT in the First Round of the America East Playoffs, before falling to eventual league champion Vermont in a double-overtime thriller. The Retrievers were selected to participate in the WNIT, defeating Ohio in overtime, before falling to Marshall in the Second Round.

The 17 wins for the program were the fourth-most in program history, while the WNIT appearance was UMBC's first postseason appearance since 2017. In 2025-26, UMBC posted a number of historical marks in Hill's second season, scoring the third-most points in program history (1,994), allowing the fifth-least points per game (58.4), making the fourth-most free throws (430), and tying for the second-most steals in program history (311).

On November 13, UMBC earned its first-ever victory over a Power Four opponent, defeating Virginia in Charlottesville, 61-56. UMBC set a new record for points in a game as a Division I program, defeating Notre Dame of Maryland 104-22 on December 30. The Retrievers ripped off a five-game conference win streak from January 10-January 24, defeating New Hampshire, Bryant, Binghamton, NJIT, and UMass Lowell. On February 19, the Retrievers picked up a massive victory over future league champion Vermont, winning 46-44 on the road, securing the program's first victory over the Catamounts since 2023.

The year was full of accolades for the Retrievers as well, with Jade Tillman earning America East Newcomer of the Year honors, making her the third Retriever to win the award. She also became the sixth UMBC player named to the All-America First Team, and was named to the All-ECAC Second Team. Tiara Bellamy was named to the league's All-Defense team, while Kennedy Austin and Heidi Williams nabbed All-Rookie honors.

2024-25

Hill's program posted a record of 14-15 in year one while going 7-9 in America East play. Hill's first season saw UMBC improve on its 2023-24 record by four wins overall and one conference win. 14 wins tied for the most in the program since 2016-17 when the team won 15 games. UMBC's five non-conference victories was the most for the program since 2015.

Defensively, Hill's team held its opponents to just 59.1 points per game, ranking in the top 65 in the country in scoring defense. The Retrievers defended the three-point line well, allowing opponents to shoot just 28.1 percent from three-point range, good for 37th nationally.

Under Hill's guidance, the Retrievers improved offensively from behind the three-point line (29.5% -> 30.4 %) and the free-throw line (67.8% -> 74.7%). The Retrievers also handed out 10.4 assists per game compared to 9.9 the season prior and turned the ball over 1.3 fewer times per game in 2024-25.

Jordon Lewis became Coach Hill's first all-conference selection as she was named to the America East All-Conference Second Team after averaging 11.9 points and 5.1 rebounds per game while shooting 42 percent from the floor.

Hill earned her first victory as a Retriever on Nov. 6 as UMBC defeated Notre Dame of Maryland 79-24. Her first win over Division I competition came just over a week later as UMBC took down Morgan State 81-72. On Dec. 29, the Retrievers defeated Bryn Athyn 101-49, marking the program's first 100-point game since 2009. Hill's first America East victory came on Jan. 23 as the Retrievers took down UAlbany during Midday Madness. The contest vs. Albany also saw UMBC break its program attendance record with 3,108 fans in attendance.

Also of note from Hill's first season, the program saw six players score in double figures in the win against Morgan State, marking the first instance in program history. The Retrievers also went on the road and defeated Towson, snapping a nine-game losing skid to the Tigers dating back to 2010.

Prior to UMBC

A Baltimore native, Hill returned home after spending the three seasons prior as associate head coach and recruiting coordinator at perennial BIG EAST contender St.John's.

Hill joined St. John's as assistant coach and recruiting coordinator in April of 2021. She was elevated to associate head coach following the 2021-22 campaign and continued in her role spearheading the Johnnies' recruiting efforts.

In 2023-24, Hill continued to elevate the Red Storm program guiding the squad to its second-straight postseason and advanced to the WBIT Second Round. St. John's tallied a third-place finish in the BIG EAST Conference with an 11-7 mark.

Primarily working with the guards, Hill played a pivotal role in the development of Unique Drake, who increased her scoring average by nearly double-digits and was named a unanimous All-BIG EAST First Team selection. Drake ranked third in the conference averaging 18.4 points per game and made 79 3-pointers this season, which ranked third-most in program history.

In April 2024, Hill participated in the Women's Basketball Coaches' Association Next Generation Institute at the Women's Final Four in Cleveland. She was one of 32 assistant coaches from across all three NCAA Divisions to take part in a high-level educational program geared toward the next generation of head coaches.

She played an integral role in getting the Red Storm back to the NCAA Tournament for the first time since 2016 and compiling a 23-9 record.

St. John's then defeated Purdue in the First Four, before falling(61-59) to No.6 North Carolina.

In 2022-23, Hill mentored a guard unit that featured three BIG EAST award winners and combined for 72.7 percent of the team's scoring. Jayla Everett was a unanimous all-conference first team selection, Unique Drake was named BIG EAST Sixth-Woman of the Year, and Kadaja Bailey was all-league honorable mention.

As recruiting coordinator, Hill was pivotal in compiling the 2023-24 roster that featured eight newcomers, comprising four transfers and four freshmen.

The team finished third in a competitive BIG EAST and received a bid to the WBIT, where they won at Florida, 79-60, and then dropped a 72-71 heartbreaker at Toledo in the second round.

Working primarily with the guards in 2021-22, Hill saw St. John's Leilani Correa earn All-BIG East First Team honors. The Manchester, N.J., native was the first player to earn back-to-back first team honors since Aliyyah Handford, who received the accolade from 2013-16. The Red Storm also saw Kadaja Bailey's efforts rewarded by the Metropolitan Basketball Writers Association as she took home All-MET Third Team honors following her senior campaign.

Hill joined the Johnnies following a season serving as the assistant coach at her alma mater, Loyola Maryland.

Prior to her time with the Greyhounds, Hill spent six seasons at the University of Massachusetts. Hill was hired by UMass before the start of the 2015-16 season as the director of operations. After one season as the team's director of operations, Hill was promoted to assistant coach prior to the start of the 2016-17 campaign. During her four-year tenure as an assistant coach, Hill helped UMass improve from 9-21 in 2016-17 to a 20-win season (20-11) in 2019-20. This marked Massachusetts' first 20-win season since 1995-96.

In 2019, Hill added recruiting coordinator duties to her resume, helping to assemble several nationally-ranked recruiting classes. In the season to follow, Hill helped the team lead the Atlantic 10 Conference and finish 36th in the NCAA in assist-to-turnover ratio (1.13:1) while closing out the season ranked second in the league in scoring offense (66.0 ppg).

Following the 2019-2020 campaign, Hill earned the Women's Basketball Coaches Association's prestigious Thirty Under 30 Award, an honor that recognizes up-and-coming coaches at all levels of women's basketball.

Before joining the staff in Amherst, Massachusetts, Hill began her collegiate coaching career at Wilmington (Del.) University from 2013-15.

▪ Chesapeake Employers Insurance Arena "The Peake"



- Chesapeake Employers Insurance Arena officially opened on Feb. 3, 2018, as the UMBC men's basketball team hosted the Vermont Catamounts before a capacity crowd of 4,753. Both the men's and women's basketball teams played their February and March games in the new facility, which included three post-season victories.

2026-27 UMBC RETRIEVERS WOMEN'S BASKETBALL TEAM



▶ THE LAST TIME

LAST TIME A UMBC PLAYER...

Scored 30+:	Jade Tillman (32) at Vermont (3/9/26)
Scored 40+	N/A
Posted a double-double:	**Heidi Williams (18 pts, 10 reb) at Pittsburgh (11/18/26)**
Made 10+ field goals:	Jade Tillman (10) at Vermont (3/9/26)
Made 5+ 3-pointers:	**Weezy Williams (5) at Pittsburgh (11/18/26)**
Attempted 20+ Field Goals	Jade Tillman (10-21) at Vermont (3/9/26)
Made 10+ free throws:	Jade Tillman (10-11) at Vermont (3/9/26)
Had 15+ rebounds:	Kiara Bell (15) vs NJIT, 3/1/23
Has 20+ rebounds:	Meghan Colabella (20) vs. Rider, 12/29/08
Had 10+ assists:	Carmen Yanez (10) vs. Notre Dame (Md.), 12/30/25
Had 5+ steals:	**Kennedy Austin (5) at Brown (11/21/26)**
Had 5+ blocks:	Kiara Bell (5) at Binghamton, 2/1/23
Had a Triple-Double:	Taylor McCarley (18-11-10) at Binghamton (3/1/14)
Played 40+ Minutes:	**Kennedy Austin (40:00) at Brown (11/21/26)**
Hit Shot in Final 5 Seconds to Win	Jade Tillman (1.0) vs. NJIT (3/5/26)
Hit FT in Final 5 Seconds to Win	Michelle Kurowski (1.0) vs. UNH (AE QTR), 3/2/12

LAST TIME UMBC...

Won by 20+:	**11/13/26 vs. Morgan State (85-50)**
Won by 30+:	**11/13/26 vs. Morgan State (85-50)**
Lost by 20+:	1/29/26 vs. Vermont (47-69)
Lost by 30+:	11/6/25 at Maryland (54-87)
Won in OT:	3/19/26 at Ohio (62-58)
Lost in OT:	**11/21/26 at Brown (77-81)**
Played a multi-OT Game:	**11/21/26 at Brown (77-81)**
Scored less than 50 Points	11/15/26 at Towson (48-58)
Allowed less than 50:	**11/2/26 vs Stevenson (92-29)**
Scored 80+	**11/13/26 vs. Morgan State (85-50)**
Allowed 80+	**11/21/26 at Brown (77-81)**
Scored 90+:	**11/8/26 at Quinnipiac (91-67)**
Allowed 90+	11/27/21 at Wake Forest (48-94)
Scored 100+:	12/30/25 vs. Notre Dame (Md.) (104-22)
Allowed 100+:	11/10/22 at Virginia (101-46)
Won 5 Straight Games:	1/10/26-1/24/26 (5 straight)
Lost 5 Straight Games:	2/3/24 to 2/17/24 (5 straight)
Lost 10 Straight Games:	11/13/21 to 2/2/22 (15 straight)
Shot 50% or better:	**11/8/26 at Quinnipiac (54.2%)**
Shot 30% or worse:	11/15/26 at Towson (27.0%)
Tallied 20+ assists:	**11/2/26 vs Stevenson (21)**
Allowed 20+ assists:	2/3/24 vs. UAlbany (20)
Committed 20+ turnovers:	3/19/26 at Ohio (20)
Opponent committed 20+ TOs:	**11/21/26 at Brown (23)**
Made 10+ Three Pointers:	**11/8/26 at Quinnipiac (12)**
Allowed 10+ Three Pointers:	1/9/25 vs. NJIT (10)

Five players in double figures: 12/30/25 vs. NDMU Tillman (23), Yarborough (18), H. Williams (15), Yanez (11), Crowley (11)

Opponent had five in double figures: 2/22/25 at NJIT

Six players in doubles figures: 12/29/24 vs Bryn Athyn Ramsey (20), Thompson (13), Walker (13), Williams (12), Lewis (11), Sanchez (10)

Opponent had six in double figures: 2/22/25 at NJIT

Had 2 Players with 20+ points: 11/8/26 at Quinnipiac | Dagny Slomack (22), Heidi Williams (20)

Opponent Had 2 Players with 20+ points: 2/5/26 at Binghamton | Bella Pucci (23), Kendall Bennett (21)

Had 2 Players with double-doubles: 12/30/25 vs. NDMU Heidi Williams (15 pts, 11 reb), Delaney Yarborough (18 pts, 10 reb), Carmen Yanez (11 pts, 10 ast)vs. Notre Dame (Md.), 12/30/25

Opponent Had 2 Players with double-doubles: 2/22/24 vs. Maine

Had 2 Players with double-digit reb: 12/30/25 vs. NDMU Yarborough (10), H. Williams (11)

Opponent Had 2 Players with double-digit reb: 2/22/24 vs. Maine

▶ SUPERLATIVES

UMBC'S RECORD WHEN...

Coming off a win:	3-1
Coming off a loss:	0-2
In overtime:	0-0
Decided by 3 points or less:	0-0
Decided by 4-10 points:	0-2
Decided by 11-20 points:	0-1
Decided by 20+ points:	4-0
Leading after 1st Quarter:	4-2
Tied after 1st Quarter:	0-0
Trailing after 1st Quarter:	0-1
Leading at half:	4-1
Tied at half:	0-1
Trailing at half:	0-1
Leading after 3rd Quarter:	4-1
Tied after 3rd Quarter:	0-0
Trailing after 3rd Quarter:	0-2
UMBC shoots 40% or higher:	4-2
UMBC shoots less than 40%:	0-1
UMBC outshoots opponent:	4-1
Opponent shoots 40% or higher:	1-3
Opponent shoots less than 40%:	3-0
UMBC outrebounds opponent:	4-1
Opponent outrebounds UMBC:	0-2
Rebounds are tied	0-0
UMBC has more FT attempts:	3-0
Opponent has more FT attempts:	1-2
UMBC makes more 3-pointers:	4-0
Opponent makes more 3-pointers:	0-2
3-pointers are tied	0-1
UMBC wins turnover battle:	4-2
Opponent wins turnover battle:	0-1
Turnovers are tied:	0-0
UMBC controls points in the paint:	4-1
Opponent controls points in the paint:	0-1
UMBC scores 80+:	3-0
UMBC scores 70-79:	1-1
UMBC scores 60-69:	0-0
UMBC scores 50-59:	0-1
UMBC scores less than 50 points:	0-1
Opponent scores 80+:	0-1
Opponent scores 70-79:	0-1
Opponent scores 60-69:	1-0
Opponent scores 50-59:	2-1
Opponent scores less than 50 points:	1-0
Playing on Sunday:	1-1
Playing on Monday:	1-0
Playing on Tuesday:	0-0
Playing on Wednesday:	0-1
Playing on Thursday:	1-0
Playing on Friday:	1-0
Playing on Saturday:	0-1
Playing in November:	4-3
Playing in December:	0-0
Playing in January:	0-0
Playing in February:	0-0
Playing in March:	0-0

Margin of Victory/Defeat

	1	2	3	4	5	6	7	8	9	10	11-15	16-19	20-24	25+
Wins	-	-	-	-	-	-	-	-	-	-	-	-	1	3
Losses	-	-	-	1	-	-	-	-	-	1	1	-	-	

Most First Half Points
UMBC: 56 (11/2/26 vs Stevenson)
Opponents: 43 (11/18/26 at Pittsburgh)

Fewest First Half Points
UMBC: 22 (11/15/26 at Towson)
Opponents: 19 (11/2/26 vs Stevenson)

Largest Halftime Lead
UMBC: 37 (11/2/26 vs Stevenson, 56-19)
Opponents: 20 (11/18/26 at Pittsburgh, 23-43)

Most Second Half Points
UMBC: 46 (2x) (11/8/26 at Quinnipiac & 11/5/26 vs Mount St. Mary's)
Opponents: 36 (11/15/26 at Towson)

Fewest Second Half Points
UMBC: 26 (11/15/26 at Towson)
Opponents: 10 (11/2/26 vs Stevenson)

Largest Margin of Victory
UMBC: 63 (11/2/26 vs Stevenson, 92-29)
Opponents: 13 (11/18/26 at Pittsburgh, 59-72)

Most Points in a Quarter
UMBC: 32 (11/2/26 vs Stevenson, 2Q)
Opponents: 28 (11/18/26 at Pittsburgh, 2Q)

Fewest Points in a Quarter
UMBC: 9 (11/21/26 at Brown, 4Q)
Opponents: 2 (11/2/26 vs Stevenson, 3Q)

Largest Deficit Overcome
UMBC: N/A
Opponents: 10

How 1st Points Were Scored

Layup	3
Jumper	1
3-pointer	2
Free Throw	1
Tip-in	-

Scored UMBC's 1st Points

H. Williams	4
An. Williams	2
T. Bellamy	1

First Off UMBC's Bench

Baynes	1
Stevenson	
Slomack	5
Stevenson	
Mount St. Mary's	
Quinnipiac	
Morgan State	
Towson	
Brandsma	1
Pittsburgh	
Yergey	1
Brown	

▶ TEAM GAME-BY-GAME STATS

									REBOUNDS								PTS. AT
	DATE	RESULT	FG-A	Pct	3FG-A	Pct	FT-A	Pct	OFF	DEF	TOT	PF	A	T/O	BLK	STL	HALF
Stevenson			10-38	.263	3-11	.273	6-10	.600	2	26	28	15	5	37	5	1	19
UMBC	11/2/26	**W, 92-29**	**37-81**	**.457**	**6-27**	**.222**	**12-17**	**.706**	**19**	**27**	**46**	**14**	**21**	**5**	**6**	**23**	**56**
Mount St. Mary's			20-54	.370	5-21	.238	8-11	.727	9	23	32	15	10	23	3	6	20
UMBC	11/5/26	**W, 79-53**	**31-68**	**.456**	**8-20**	**.400**	**9-18**	**.500**	**18**	**25**	**43**	**18**	**18**	**14**	**4**	**14**	**33**
at Quinnipiac			21-50	.420	4-15	.267	21-28	.750	9	16	25	16	11	20	3	9	33
UMBC	11/8/26	**W, 91-67**	**32-59**	**.542**	**12-21**	**.571**	**15-20**	**.750**	**12**	**23**	**35**	**26**	**16**	**17**	**4**	**10**	**45**
Morgan State			19-55	.345	3-13	.231	9-14	.643	10	22	32	30	7	26	4	8	20
UMBC	11/13/26	**W, 85-50**	**25-57**	**.439**	**5-17**	**.294**	**30-41**	**.732**	**14**	**25**	**39**	**17**	**12**	**14**	**0**	**14**	**43**
Towson			17-42	.405	4-13	.308	20-34	.588	7	33	40	13	6	15	7	5	22
UMBC	11/15/26	**L, 48-58**	**17-63**	**.270**	**3-17**	**.176**	**11-21**	**.524**	**15**	**23**	**38**	**27**	**7**	**9**	**0**	**3**	**22**
at Pitt			29-66	.439	8-17	.471	6-9	.667	14	25	39	17	14	13	3	12	43
UMBC	11/18/26	**L, 59-72**	**25-53**	**.472**	**6-16**	**.375**	**3-9**	**.333**	**7**	**25**	**32**	**13**	**13**	**19**	**3**	**6**	**23**
at Brown			27-55	.491	5-16	.313	22-28	.786	7	29	36	16	16	23	3	8	31
UMBC	11/21/26	**L, 77-81**	**31-73**	**.425**	**5-17**	**.294**	**10-13**	**.769**	**14**	**26**	**40**	**27**	**12**	**18**	**2**	**13**	**38**
at Iona																	
UMBC	11/27/26																
TBD																	
UMBC	11/28/26																
at Navy																	
UMBC	12/3/26																
Coppin State																	
UMBC	12/7/26																
Notre Dame of Maryland																	
UMBC	12/12/26																
at Maryland																	
UMBC	12/18/26																
American																	
UMBC	12/21/26																
at Binghamton																	
UMBC	12/31/26																
NJIT																	
UMBC	1/3/27																
Maine																	
UMBC	1/7/27																
New Hampshire																	
UMBC	1/9/27																
Bryant																	
UMBC	1/14/27																
at UAlbany																	
UMBC	1/16/27																
at Vermont																	
UMBC	1/21/27																
at UMass Lowell																	
UMBC	1/23/27																
Binghamton																	
UMBC	1/28/27																
at Bryant																	
UMBC	2/4/27																
UAlbany																	
UMBC	2/6/27																
at Maine																	
UMBC	2/11/27																
at New Hampshire																	
UMBC	2/13/27																
Vermont																	
UMBC	2/18/27																
UMass Lowell																	
UMBC	2/20/27																
at NJIT																	
UMBC	2/25/27																

▶ 2026-27 HIGHS & LOWS

UMBC - Game Highs

POINTS	92		Stevenson (11/02/2026)
	91		at Quinnipiac (11/08/2026)
	85		Morgan St. (11/13/2026)
	79		Mount St. Mary's (11/05/2026)
	77		at Brown (11/21/2026)
FIELD GOALS MADE	37		Stevenson (11/02/2026)
	32		at Quinnipiac (11/08/2026)
FIELD GOAL ATTEMPTS	81		Stevenson (11/02/2026)
	73		at Brown (11/21/2026)
FIELD GOAL PERCENTAGE	.542	(32-59)	at Quinnipiac (11/08/2026)
	.472	(25-53)	at Pittsburgh (11/18/2026)
3 PT FG MADE	12		at Quinnipiac (11/08/2026)
	8		Mount St. Mary's (11/05/2026)
3 PT FG ATTEMPTS	27		Stevenson (11/02/2026)
	21		at Quinnipiac (11/08/2026)
3 PT FG PERCENTAGE	.571	(12-21)	at Quinnipiac (11/08/2026)
	.400	(8-20)	Mount St. Mary's (11/05/2026)
FREE THROWS MADE	30		Morgan St. (11/13/2026)
	15		at Quinnipiac (11/08/2026)
FREE THROW ATTEMPTS	41		Morgan St. (11/13/2026)
	21		at Towson (11/15/2026)
FREE THROW PERCENTAGE	.769	(10-13)	at Brown (11/21/2026)
	.750	(15-20)	at Quinnipiac (11/08/2026)
REBOUNDS	46		Stevenson (11/02/2026)
	43		Mount St. Mary's (11/05/2026)
ASSISTS	21		Stevenson (11/02/2026)
	18		Mount St. Mary's (11/05/2026)
STEALS	23		Stevenson (11/02/2026)
	14		Morgan St. (11/13/2026)
	14		Mount St. Mary's (11/05/2026)
BLOCKED SHOTS	6		Stevenson (11/02/2026)
	4		at Quinnipiac (11/08/2026)
	4		Mount St. Mary's (11/05/2026)
TURNOVERS	19		at Pittsburgh (11/18/2026)
	18		at Brown (11/21/2026)
FOULS	27		at Brown (11/21/2026)
	27		at Towson (11/15/2026)

▶ 2025-26 HIGHS & LOWS

Opponent - Game Highs

POINTS	81		at Brown (11/21/2026)
	72		at Pittsburgh (11/18/2026)
	67		at Quinnipiac (11/08/2026)
	58		at Towson (11/15/2026)
	53		Mount St. Mary's (11/05/2026)
FIELD GOALS MADE	29		at Pittsburgh (11/18/2026)
	27		at Brown (11/21/2026)
FIELD GOAL ATTEMPTS	66		at Pittsburgh (11/18/2026)
	55		at Brown (11/21/2026)
	55		Morgan St. (11/13/2026)
FIELD GOAL PERCENTAGE	.491	(27-55)	at Brown (11/21/2026)
	.439	(29-66)	at Pittsburgh (11/18/2026)
3 PT FG MADE	8		at Pittsburgh (11/18/2026)
	5		at Brown (11/21/2026)
	5		Mount St. Mary's (11/05/2026)
3 PT FG ATTEMPTS	21		Mount St. Mary's (11/05/2026)
	17		at Pittsburgh (11/18/2026)
3 PT FG PERCENTAGE	.471	(8-17)	at Pittsburgh (11/18/2026)
	.313	(5-16)	at Brown (11/21/2026)
FREE THROWS MADE	22		at Brown (11/21/2026)
	21		at Quinnipiac (11/08/2026)
FREE THROW ATTEMPTS	34		at Towson (11/15/2026)
	28		at Brown (11/21/2026)
	28		at Quinnipiac (11/08/2026)
FREE THROW PERCENTAGE	.786	(22-28)	at Brown (11/21/2026)
	.750	(21-28)	at Quinnipiac (11/08/2026)
REBOUNDS	40		at Towson (11/15/2026)
	39		at Pittsburgh (11/18/2026)
ASSISTS	16		at Brown (11/21/2026)
	14		at Pittsburgh (11/18/2026)
STEALS	12		at Pittsburgh (11/18/2026)
	9		at Quinnipiac (11/08/2026)
BLOCKED SHOTS	7		at Towson (11/15/2026)
	5		Stevenson (11/02/2026)
TURNOVERS	37		Stevenson (11/02/2026)
	26		Morgan St. (11/13/2026)
FOULS	30		Morgan St. (11/13/2026)
	17		at Pittsburgh (11/18/2026)

▶ 2025-26 HIGHS & LOWS

UMBC - Game Lows

POINTS	48		at Towson (11/15/2026)
	59		at Pittsburgh (11/18/2026)
	77		at Brown (11/21/2026)
	79		Mount St. Mary's (11/05/2026)
	85		Morgan St. (11/13/2026)
FIELD GOALS MADE	17		at Towson (11/15/2026)
	25		at Pittsburgh (11/18/2026)
	25		Morgan St. (11/13/2026)
FIELD GOAL ATTEMPTS	53		at Pittsburgh (11/18/2026)
	57		Morgan St. (11/13/2026)
FIELD GOAL PERCENTAGE	.270	(17-63)	at Towson (11/15/2026)
	.425	(31-73)	at Brown (11/21/2026)
3 PT FG MADE	3		at Towson (11/15/2026)
	5		at Brown (11/21/2026)
	5		Morgan St. (11/13/2026)
3 PT FG ATTEMPTS	16		at Pittsburgh (11/18/2026)
	17		at Brown (11/21/2026)
	17		at Towson (11/15/2026)
	17		Morgan St. (11/13/2026)
3 PT FG PERCENTAGE	.176	(3-17)	at Towson (11/15/2026)
	.222	(6-27)	Stevenson (11/02/2026)
FREE THROWS MADE	3		at Pittsburgh (11/18/2026)
	9		Mount St. Mary's (11/05/2026)
FREE THROW ATTEMPTS	9		at Pittsburgh (11/18/2026)
	13		at Brown (11/21/2026)
FREE THROW PERCENTAGE	.333	(3-9)	at Pittsburgh (11/18/2026)
	.500	(9-18)	Mount St. Mary's (11/05/2026)
REBOUNDS	32		at Pittsburgh (11/18/2026)
	35		at Quinnipiac (11/08/2026)
ASSISTS	7		at Towson (11/15/2026)
	12		at Brown (11/21/2026)
	12		Morgan St. (11/13/2026)
STEALS	3		at Towson (11/15/2026)
	6		at Pittsburgh (11/18/2026)
BLOCKED SHOTS	0		at Towson (11/15/2026)
	0		Morgan St. (11/13/2026)
TURNOVERS	5		Stevenson (11/02/2026)
	9		at Towson (11/15/2026)
FOULS	13		at Pittsburgh (11/18/2026)
	14		Stevenson (11/02/2026)

▶ 2025-26 HIGHS & LOWS

Opponent - Game Lows

POINTS	29		Stevenson (11/02/2026)
	50		Morgan St. (11/13/2026)
	53		Mount St. Mary's (11/05/2026)
	58		at Towson (11/15/2026)
	67		at Quinnipiac (11/08/2026)
FIELD GOALS MADE	10		Stevenson (11/02/2026)
	17		at Towson (11/15/2026)
FIELD GOAL ATTEMPTS	38		Stevenson (11/02/2026)
	42		at Towson (11/15/2026)
FIELD GOAL PERCENTAGE	.263	(10-38)	Stevenson (11/02/2026)
	.345	(19-55)	Morgan St. (11/13/2026)
3 PT FG MADE	3		Morgan St. (11/13/2026)
	3		Stevenson (11/02/2026)
3 PT FG ATTEMPTS	11		Stevenson (11/02/2026)
	13		at Towson (11/15/2026)
	13		Morgan St. (11/13/2026)
3 PT FG PERCENTAGE	.231	(3-13)	Morgan St. (11/13/2026)
	.238	(5-21)	Mount St. Mary's (11/05/2026)
FREE THROWS MADE	6		at Pittsburgh (11/18/2026)
	6		Stevenson (11/02/2026)
FREE THROW ATTEMPTS	9		at Pittsburgh (11/18/2026)
	10		Stevenson (11/02/2026)
FREE THROW PERCENTAGE	.588	(20-34)	at Towson (11/15/2026)
	.600	(6-10)	Stevenson (11/02/2026)
REBOUNDS	25		at Quinnipiac (11/08/2026)
	28		Stevenson (11/02/2026)
ASSISTS	5		Stevenson (11/02/2026)
	6		at Towson (11/15/2026)
STEALS	1		Stevenson (11/02/2026)
	5		at Towson (11/15/2026)
BLOCKED SHOTS	3		at Brown (11/21/2026)
	3		at Pittsburgh (11/18/2026)
	3		at Quinnipiac (11/08/2026)
	3		Mount St. Mary's (11/05/2026)
TURNOVERS	13		at Pittsburgh (11/18/2026)
	15		at Towson (11/15/2026)
FOULS	13		at Towson (11/15/2026)
	15		Mount St. Mary's (11/05/2026)
	15		Stevenson (11/02/2026)

▶ 2025-26 HIGHS & LOWS

UMBC - Individual Game Highs

POINTS	22		Dagny Slomack at Quinnipiac (11/08/2026)
	20		Heidi Williams at Quinnipiac (11/08/2026)
	19		Angela Williams at Pittsburgh (11/18/2026)
	19		Angela Williams vs Mount St. Mary's (11/05/2026)
	19		Heidi Williams vs Stevenson (11/02/2026)
FIELD GOALS MADE	9		Heidi Williams at Pittsburgh (11/18/2026)
	8		Heidi Williams at Quinnipiac (11/08/2026)
	8		Angela Williams vs Mount St. Mary's (11/05/2026)
	8		Heidi Williams vs Stevenson (11/02/2026)
FIELD GOAL ATTEMPTS	18		Heidi Williams at Brown (11/21/2026)
	17		Heidi Williams vs Morgan St. (11/13/2026)
FIELD GOAL PERCENTAGE (min 5 made)	.857	(6-7)	Alaina Williams vs Stevenson (11/02/2026)
	.750	(6-8)	Dagny Slomack at Quinnipiac (11/08/2026)
	.750	(6-8)	Angela Williams vs Stevenson (11/02/2026)
3 PT FG MADE	5		Angela Williams at Pittsburgh (11/18/2026)
	5		Dagny Slomack at Quinnipiac (11/08/2026)
	5		Dagny Slomack vs Mount St. Mary's (11/05/2026)
3 PT FG ATTEMPTS	8		Angela Williams at Pittsburgh (11/18/2026)
	8		Dagny Slomack vs Mount St. Mary's (11/05/2026)
3 PT FG PERCENTAGE (min 2 made)	.714	(5-7)	Dagny Slomack at Quinnipiac (11/08/2026)
	.625	(5-8)	Angela Williams at Pittsburgh (11/18/2026)
	.625	(5-8)	Dagny Slomack vs Mount St. Mary's (11/05/2026)
FREE THROWS MADE	6		Dagny Slomack at Towson (11/15/2026)
	6		Shariah Baynes vs Morgan St. (11/13/2026)
	6		Kennedy Austin vs Morgan St. (11/13/2026)
	6		Kennedy Austin at Quinnipiac (11/08/2026)
FREE THROW ATTEMPTS	9		Dagny Slomack at Towson (11/15/2026)
	9		Shariah Baynes vs Morgan St. (11/13/2026)
FREE THROW PERCENTAGE (min 3 made)	1.000	(6-6)	Kennedy Austin at Quinnipiac (11/08/2026)
	1.000	(5-5)	Dagny Slomack at Quinnipiac (11/08/2026)
	1.000	(4-4)	Shariah Baynes at Brown (11/21/2026)
	1.000	(4-4)	Alden Yergey vs Morgan St. (11/13/2026)
	1.000	(4-4)	Alaina Williams vs Morgan St. (11/13/2026)
REBOUNDS	12		Heidi Williams at Towson (11/15/2026)
	10		Heidi Williams at Pittsburgh (11/18/2026)
	10		Heidi Williams vs Morgan St. (11/13/2026)
	10		Heidi Williams at Quinnipiac (11/08/2026)
	10		Heidi Williams vs Mount St. Mary's (11/05/2026)
ASSISTS	7		Heidi Williams vs Mount St. Mary's (11/05/2026)
	6		Shariah Baynes vs Stevenson (11/02/2026)
STEALS	5		Kennedy Austin at Brown (11/21/2026)
	4		Heidi Williams vs Morgan St. (11/13/2026)
BLOCKED SHOTS	2		Heidi Williams at Quinnipiac (11/08/2026)
	2		Gabby Scott vs Stevenson (11/02/2026)
TURNOVERS	7		Angela Williams at Pittsburgh (11/18/2026)
	7		Heidi Williams at Quinnipiac (11/08/2026)
FOULS	5		Tiara Bellamy at Brown (11/21/2026)
	5		Tiara Bellamy at Towson (11/15/2026)
	5		Heidi Williams at Towson (11/15/2026)

▶ 2025-26 HIGHS & LOWS

Opponent - Individual Game Highs

POINTS	24		Aima Ofunrein at Brown (11/21/2026)
	18		Taryn Barbot at Pittsburgh (11/18/2026)
	18		Thalia Shepard at Towson (11/15/2026)
	17		Mihjae Hayes vs Morgan St. (11/13/2026)
	16		Elle Snyder at Quinnipiac (11/08/2026)
	16		Lilly Thomas at Quinnipiac (11/08/2026)
FIELD GOALS MADE	9		Aima Ofunrein at Brown (11/21/2026)
	6		Charlotte Adams-Lopez at Brown (11/21/2026)
	6		Taylor Barbot at Pittsburgh (11/18/2026)
	6		Taryn Barbot at Pittsburgh (11/18/2026)
	6		Mihjae Hayes vs Morgan St. (11/13/2026)
FIELD GOAL ATTEMPTS	22		Taylor Barbot at Pittsburgh (11/18/2026)
	16		Taryn Barbot at Pittsburgh (11/18/2026)
FIELD GOAL PERCENTAGE (min 5 made)	.833	(5-6)	Lilly Thomas at Quinnipiac (11/08/2026)
	.692	(9-13)	Aima Ofunrein at Brown (11/21/2026)
3 PT FG MADE	3		Taryn Barbot at Pittsburgh (11/18/2026)
	2		Jami Hill at Pittsburgh (11/18/2026)
	2		Macie Arzner at Pittsburgh (11/18/2026)
	2		Thalia Shepard at Towson (11/15/2026)
	2		Nadeya Regala at Towson (11/15/2026)
	2		Dru Carlton vs Morgan St. (11/13/2026)
	2		Ava Thomas at Quinnipiac (11/08/2026)
	2		Valentina Saric vs Mount St. Mary's (11/05/2026)
3 PT FG ATTEMPTS	8		Valentina Saric vs Mount St. Mary's (11/05/2026)
	6		Olivia Young at Brown (11/21/2026)
	6		Taryn Barbot at Pittsburgh (11/18/2026)
	6		Dru Carlton vs Morgan St. (11/13/2026)
3 PT FG PERCENTAGE (min 2 made)	1.000	(2-2)	Nadeya Regala at Towson (11/15/2026)
	1.000	(2-2)	Ava Thomas at Quinnipiac (11/08/2026)
FREE THROWS MADE	6		Gia Powell at Brown (11/21/2026)
	6		Aima Ofunrein at Brown (11/21/2026)
	6		Thalia Shepard at Towson (11/15/2026)
	6		Elle Snyder at Quinnipiac (11/08/2026)
	6		Lilly Thomas at Quinnipiac (11/08/2026)
FREE THROW ATTEMPTS	11		Thalia Shepard at Towson (11/15/2026)
	8		Aima Ofunrein at Brown (11/21/2026)
	8		Keyarah Rainey at Towson (11/15/2026)
FREE THROW PERCENTAGE (min 3 made)	1.000	(6-6)	Gia Powell at Brown (11/21/2026)
	1.000	(6-6)	Lilly Thomas at Quinnipiac (11/08/2026)
REBOUNDS	12		Aima Ofunrein at Brown (11/21/2026)
	12		Elle Snyder at Quinnipiac (11/08/2026)
ASSISTS	9		Taylor Barbot at Pittsburgh (11/18/2026)
	5		Olivia Young at Brown (11/21/2026)
	5		Taryn Barbot at Pittsburgh (11/18/2026)
STEALS	3		Olivia Young at Brown (11/21/2026)
	3		Maysen Hill at Pittsburgh (11/18/2026)
	3		Kayla Hopson at Quinnipiac (11/08/2026)
BLOCKED SHOTS	4		Deamya Ojo vs Stevenson (11/02/2026)
	3		Akeelah Lafleur at Towson (11/15/2026)
	3		Peyton White at Towson (11/15/2026)
TURNOVERS	11		Janiya Ennis vs Stevenson (11/02/2026)
	6		Charlotte Adams-Lopez at Brown (11/21/2026)
	6		Jahzara Leamon vs Morgan St. (11/13/2026)

▶ INDIVIDUAL SEASON AND CAREER STATS

2026-27 UMBC Women's Basketball
Season/Career Statistics
All games

as of Nov 21, 2026

Summary

	Season Statistics										Career Statistics									
Player	**GP-GS**	**MIN/G**	**FG%**	**3FG%**	**FT%**	**R/G**	**A/G**	**STL**	**BLK**	**PTS/G**	**GP-GS**	**MIN/G**	**FG%**	**3FG%**	**FT%**	**R/G**	**A/G**	**STL**	**BLK**	**PTS/G**
AUSTIN, Kennedy	7-7	24.5	.407	.286	.792	4.6	2.6	16	3	9.3	37-19	21.6	.372	.313	.733	3.3	1.6	60	9	8.1
BAYNES, Shariah	7-0	21.7	.341	.375	.667	2.7	2.9	5	0	5.9	59-14	16.4	.315	.275	.647	1.4	1.7	34	2	3.2
BELLAMY, Tiara	7-7	20.6	.412	.000	.500	1.7	1.1	7	2	2.1	97-46	22.7	.353	.118	.726	3.0	1.1	90	9	4.5
BRANDSMA, Jeanine	6-0	12.0	.571	.000	.667	3.7	0.2	0	1	3.3	68-3	7.3	.439	.000	.357	2.1	0.1	8	12	1.2
CROWLEY, Maisie	7-0	7.0	.400	.500	1.000	2.0	0.3	1	1	3.0	23-0	7.3	.426	.294	.647	2.2	0.4	5	5	3.0
JONES, Sadaya	1-0	16.8	.000	.000	.500	3.0	0.0	1	1	3.0	1-0	16.8	.000	.000	.500	3.0	0.0	1	1	3.0
ROBERSON, Cai	4-0	4.8	1.000	.000	.500	1.0	0.3	1	0	1.0	4-0	4.8	1.000	.000	.500	1.0	0.3	1	0	1.0
SCOTT, Gabby	7-0	12.4	.263	.214	.500	1.7	0.3	6	3	2.0	80-15	12.8	.277	.258	.586	2.5	0.3	51	24	2.1
SLOMACK, Dagny	7-0	20.1	.486	.517	.762	1.0	0.9	5	0	9.6	66-27	21.7	.398	.377	.782	1.1	0.8	26	7	6.8
SUTTON, Syd	3-0	6.1	.143	.000	.500	0.7	0.7	2	1	1.3	3-0	6.1	.143	.000	.500	0.7	0.7	2	1	1.3
WILLIAMS, Alaina	7-7	20.7	.523	.000	.714	4.0	0.4	13	2	7.3	72-35	16.5	.504	.000	.558	3.8	0.3	67	14	4.3
WILLIAMS, Angela	7-7	18.9	.485	.367	.667	3.4	1.1	12	1	11.6	71-7	10.3	.447	.277	.621	2.9	0.4	42	18	4.0
WILLIAMS, Heidi	7-7	27.8	.455	.167	.438	8.6	3.1	10	4	15.3	39-27	27.0	.395	.181	.516	5.8	1.5	66	18	10.5
YERGEY, Alden	7-0	15.5	.412	.313	1.000	1.3	0.9	4	0	5.4	62-13	19.9	.360	.264	.898	1.6	1.2	41	4	5.5

Scoring

	Season Statistics								Career Statistics							
Player	**FG-FGA**	**FG%**	**3FG-3FGA**	**3FG%**	**FT-FTA**	**FT%**	**PTS**	**PTS/G**	**FG-FGA**	**FG%**	**3FG-3FGA**	**3FG%**	**FT-FTA**	**FT%**	**PTS**	**PTS/G**
AUSTIN, Kennedy	22-54	.407	2-7	.286	19-24	.792	65	9.3	96-258	.372	10-32	.313	99-135	.733	301	8.1
BAYNES, Shariah	14-41	.341	3-8	.375	10-15	.667	41	5.9	64-203	.315	19-69	.275	44-68	.647	191	3.2
BELLAMY, Tiara	7-17	.412	0-2	.000	1-2	.500	15	2.1	163-462	.353	4-34	.118	106-146	.726	436	4.5
BRANDSMA, Jeanine	8-14	.571	0-0	.000	4-6	.667	20	3.3	36-82	.439	0-1	.000	10-28	.357	82	1.2
CROWLEY, Maisie	8-20	.400	3-6	.500	2-2	1.000	21	3.0	26-61	.426	5-17	.294	11-17	.647	68	3.0
JONES, Sadaya	0-1	.000	0-0	.000	3-6	.500	3	3.0	0-1	.000	0-0	.000	3-6	.500	3	3.0
ROBERSON, Cai	1-1	1.000	0-0	.000	2-4	.500	4	1.0	1-1	1.000	0-0	.000	2-4	.500	4	1.0
SCOTT, Gabby	5-19	.263	3-14	.214	1-2	.500	14	2.0	59-213	.277	33-128	.258	17-29	.586	168	2.1
SLOMACK, Dagny	18-37	.486	15-29	.517	16-21	.762	67	9.6	150-377	.398	89-236	.377	61-78	.782	450	6.8
SUTTON, Syd	1-7	.143	0-4	.000	2-4	.500	4	1.3	1-7	.143	0-4	.000	2-4	.500	4	1.3
WILLIAMS, Alaina	23-44	.523	0-1	.000	5-7	.714	51	7.3	131-260	.504	0-1	.000	48-86	.558	310	4.3
WILLIAMS, Angela	32-66	.485	11-30	.367	6-9	.667	81	11.6	110-246	.447	26-94	.277	36-58	.621	282	4.0
WILLIAMS, Heidi	45-99	.455	3-18	.167	14-32	.438	107	15.3	166-420	.395	13-72	.181	65-126	.516	410	10.5
YERGEY, Alden	14-34	.412	5-16	.313	5-5	1.000	38	5.4	128-356	.360	38-144	.264	44-49	.898	338	5.5

Totals

	Season Statistics								Career Statistics							
Player	**O-REB**	**D-REB**	**TOTAL**	**PF**	**FO**	**A**	**TO**	**A/TO**	**O-REB**	**D-REB**	**TOTAL**	**PF**	**FO**	**A**	**TO**	**A/TO**
AUSTIN, Kennedy	21	11	32	19	0	18	16	1.1	72	50	122	85	2	58	81	0.7
BAYNES, Shariah	2	17	19	8	0	20	5	4.0	17	64	81	62	1	101	53	1.9
BELLAMY, Tiara	4	8	12	20	2	8	8	1.0	78	210	288	248	8	105	202	0.5
BRANDSMA, Jeanine	4	18	22	10	0	1	3	0.3	47	93	140	73	1	8	53	0.2
CROWLEY, Maisie	6	8	14	10	0	2	2	1.0	22	29	51	21	0	9	12	0.8
JONES, Sadaya	3	0	3	0	0	0	0	0.0	3	0	3	0	0	0	0	0.0
ROBERSON, Cai	0	4	4	3	0	1	1	1.0	0	4	4	3	0	1	1	1.0
SCOTT, Gabby	7	5	12	7	0	2	3	0.7	92	108	200	92	1	21	36	0.6
SLOMACK, Dagny	3	4	7	9	0	6	2	3.0	13	59	72	74	0	56	48	1.2
SUTTON, Syd	0	2	2	0	0	2	2	1.0	0	2	2	0	0	2	2	1.0
WILLIAMS, Alaina	12	16	28	15	0	3	7	0.4	126	147	273	150	1	21	79	0.3
WILLIAMS, Angela	5	19	24	19	0	8	16	0.5	50	154	204	90	1	30	86	0.3
WILLIAMS, Heidi	20	40	60	16	1	22	21	1.0	68	160	228	94	3	57	89	0.6
YERGEY, Alden	2	7	9	6	0	6	6	1.0	33	69	102	81	1	76	98	0.8

0 Shariah Baynes

Junior :: Guard :: 5-7
Philadelphia, Pa. :: Towson



Baynes Notes

- **PREV:** Appeared in 20 games off the bench, averaging 6.5 minutes per game at Towson
- Scored 34 points, grabbed 14 rebounds, and handed out 14 assists
- Had 13 points, four rebounds, and three assists at UMES
- Finished w/ six points and five steals at Elon
- 2024-25: Appeared in 32 games, making 14 starts
- Averaged 21.4 minutes per game
- Scored 116 points, pulled down 48 rebounds, and handed out 67 assists

CAREER STATS

BAYNES, Shariah

				Field Goals		3-Point		F-Throws		Rebounds									Scoring	
SEASON	TEAM	GP-GS	MIN/AVG	FG-FGA	FG%	3FG-3FGA	3FG%	FT-FTA	FT%	OFF	DEF	TOT	AVG	PF-FO	A	TO	BLK	STL	PTS	AVG
2024-25	Towson	32-14	683/21.4	41-141	.291	14-53	.264	20-35	.571	10	38	48	1.5	42-1	67	41	2	19	116	3.6
2025-26	Towson	20-0	130/6.5	9-21	.429	2-8	.250	14-18	.778	5	9	14	0.7	12-0	14	7	0	10	34	1.7
2026-27	UMBC	7-0	152/21.7	14-41	.341	3-8	.375	10-15	.667	2	17	19	2.7	8-0	20	5	0	5	41	5.9
TOTAL FOR UMBC		**7-0**	**152/21.7**	**14-41**	**.341**	**3-8**	**.375**	**10-15**	**.667**	**2**	**17**	**19**	**2.7**	**8-0**	**20**	**5**	**0**	**5**	**41**	**5.9**
TOTAL		**59-14**	**966/16.4**	**64-203**	**.315**	**19-69**	**.275**	**44-68**	**.647**	**17**	**64**	**81**	**1.4**	**62-1**	**101**	**53**	**2**	**34**	**191**	**3.2**

Single Game Highs

Statistic	Value	
Points	13	at UMES 12/17/25
Rebounds	6	vs UMBC 12/04/24
Assists	8	at George Washington 11/20/24
Steals	5	at Morgan St. 11/14/24, at Elon 02/01/26
Blocks	1	vs American 12/07/24, vs UMBC 12/04/24
FG Made	5	at UMES 12/17/25
FG Attempts	11	at Towson 11/15/26
3FG Made	2	at Northeastern 02/21/25, at Morgan St. 11/14/24
3FG Attempts	6	at George Washington 11/20/24
FT Made	6	vs Morgan St. 11/13/26
FT Attempts	9	vs Morgan St. 11/13/26

0 Shariah Baynes

Junior :: Guard :: 5-7
Philadelphia, Pa. :: Towson

SEASON STATS

2026-27 UMBC Women's Basketball
Individual Game-by-Game
All games

as of Nov 21, 2026

#0 BAYNES, Shariah

				Total		3-Pointers		Free throws		Rebounds										
Opponent	Date	GS	MIN	FG-FGA	PCT	3FG-3FGA	PCT	FT-FTA	PCT	OFF	DEF	TOT	AVG	PF	A	TO	BLK	STL	PTS	AVG
Stevenson	11/02/2026		18:39	3-8	.375	0-1	.000	0-0	.000	1	1	2	2.0	2	6	0	0	2	6	6.0
Mount St. Mary's	11/05/2026		15:51	0-3	.000	0-2	.000	0-0	.000	0	2	2	2.0	1	1	1	0	0	0	3.0
at Quinnipiac	11/08/2026		21:46	2-5	.400	1-2	.500	0-0	.000	0	3	3	2.3	1	2	2	0	1	5	3.7
Morgan St.	11/13/2026		27:56	2-6	.333	1-2	.500	6-9	.667	0	4	4	2.8	1	4	0	0	1	11	5.5
at Towson	11/15/2026		21:16	4-11	.364	0-0	.000	0-2	.000	0	5	5	3.2	2	1	0	0	0	8	6.0
at Pittsburgh	11/18/2026		17:04	0-1	.000	0-0	.000	0-0	.000	0	1	1	2.8	0	3	1	0	0	0	5.0
at Brown	11/21/2026		29:36	3-7	.429	1-1	1.000	4-4	1.000	1	1	2	2.7	1	3	1	0	1	11	5.9
Totals		**0**	**152:09**	**14-41**	**.341**	**3-8**	**.375**	**10-15**	**.667**	**2**	**17**	**19**	**2.7**	**8**	**20**	**5**	**0**	**5**	**41**	**5.9**

Player Averages

Games Played	Minutes/ game	Points/ game	FG Pct	3FG Pct	FT Pct	Rebounds/ game	Assists/ game	Turnovers/ game	Assist/Turnover ratio	Steals/ game	Blocks/ game
7	21.7	5.9	34.1	37.5	66.7	2.7	2.9	0.7	4.0	0.7	0.0

1 Tiara Bellamy

Redshirt Senior :: Guard :: 5-7
Plainfield, N.J. :: Immaculate Conception



Bellamy Notes

- 2025-26:
- America East All-Defensive Team
- Appeared in all 32 games, making 25 starts
- Averaged 4.2 points, 2.4 rebounds, 1.1 steals, 0.7 assists
- Scored 7 points, grabbed three rebounds, and nabbed three steals in win over Virginia
- Scored a season-high 14 pts vs. UAlbany
- Added 12 points and five rebounds vs. Maine
- 2024-25:Played in 28 games, making one start | 3.8 ppg, 3.2 rpg, 1.1 apg
- Added 10 points in 17 minutes off the bench vs. American on Nov. 20
- Grabbed a season-high eight rebounds at Towson on Dec. 4
- Had a season high 14 pts and three steals against Maine on Feb. 8

CAREER STATS

BELLAMY, Tiara

				Field Goals		3-Point		F-Throws		Rebounds								Scoring	
SEASON	TEAM	GP-GS	MIN/AVG	FG-FGA	FG%	3FG-3FGA	3FG%	FT-FTA	FT%	OFF	DEF	TOT	AVG	PF-FO	A	TO	BLK	STL	PTS	AVG
2022-23	SP	30-13	827/27.6	65-184	.353	1-13	.077	50-63	.794	24	86	110	3.7	85-4	45	117	2	28	181	6.0
2024-25	UMBC	28-1	479/17.1	38-106	.358	1-8	.125	29-43	.674	16	73	89	3.2	58-0	30	33	1	19	106	3.8
2025-26	UMBC	32-25	752/23.5	53-155	.342	2-11	.182	26-38	.684	34	43	77	2.4	85-2	22	44	4	36	134	4.2
2026-27	UMBC	7-7	144/20.6	7-17	.412	0-2	.000	1-2	.500	4	8	12	1.7	20-2	8	8	2	7	15	2.1
TOTAL FOR UMBC		**67-33**	**1374/20.5**	**98-278**	**.353**	**3-21**	**.143**	**56-83**	**.675**	**54**	**124**	**178**	**2.7**	**163-4**	**60**	**85**	**7**	**62**	**255**	**3.8**
TOTAL		**97-46**	**2201/22.7**	**163-462**	**.353**	**4-34**	**.118**	**106-146**	**.726**	**78**	**210**	**288**	**3.0**	**248-8**	**105**	**202**	**9**	**90**	**436**	**4.5**

Single Game Highs

Statistic	Value	
Points	15	vs Hampton 12/07/22, vs Canisius 02/27/23
Rebounds	10	vs Hampton 12/07/22
Assists	5	vs Notre Dame (MD) 12/30/25
Steals	4	at Manhattan 02/04/23
Blocks	1	9 times
FG Made	5	8 times
FG Attempts	11	vs Mount St. Mary's 01/21/23, vs UAlbany 01/31/26, at Vermont 03/09/26
3FG Made	1	4 times
3FG Attempts	2	4 times
FT Made	9	at Wagner 12/01/22
FT Attempts	9	at Wagner 12/01/22, vs UAlbany 01/31/26

1 Tiara Bellamy

Redshirt Senior :: Guard :: 5-7
Plainfield, N.J. :: Immaculate Conception

SEASON STATS

2026-27 UMBC Women's Basketball
Individual Game-by-Game
All games

as of Nov 21, 2026

#1 BELLAMY, Tiara

				Total		3-Pointers		Free throws		Rebounds										
Opponent	**Date**	**GS**	**MIN**	**FG-FGA**	**PCT**	**3FG-3FGA**	**PCT**	**FT-FTA**	**PCT**	**OFF**	**DEF**	**TOT**	**AVG**	**PF**	**A**	**TO**	**BLK**	**STL**	**PTS**	**AVG**
Stevenson	11/02/2026	*	09:32	1-2	.500	0-0	.000	0-0	.000	0	0	0	0.0	1	1	0	0	2	2	2.0
Mount St. Mary's	11/05/2026	*	29:31	2-5	.400	0-1	.000	1-2	.500	1	4	5	2.5	4	4	2	0	0	5	3.5
at Quinnipiac	11/08/2026	*	14:27	0-1	.000	0-0	.000	0-0	.000	0	0	0	1.7	3	2	0	0	1	0	2.3
Morgan St.	11/13/2026	*	22:20	2-2	1.000	0-0	.000	0-0	.000	1	1	2	1.8	1	0	3	0	2	4	2.8
at Towson	11/15/2026	*	19:30	2-5	.400	0-1	.000	0-0	.000	1	1	2	1.8	5	0	0	0	1	4	3.0
at Pittsburgh	11/18/2026	*	25:56	0-2	.000	0-0	.000	0-0	.000	1	0	1	1.7	1	0	1	1	0	0	2.5
at Brown	11/21/2026	*	22:51	0-0	.000	0-0	.000	0-0	.000	0	2	2	1.7	5	1	2	1	1	0	2.1
Totals		**7**	**144:08**	**7-17**	**.412**	**0-2**	**.000**	**1-2**	**.500**	**4**	**8**	**12**	**1.7**	**20**	**8**	**8**	**2**	**7**	**15**	**2.1**

Player Averages

Games Played	Minutes/ game	Points/ game	FG Pct	3FG Pct	FT Pct	Rebounds/ game	Assists/ game	Turnovers/ game	Assist/Turnover ratio	Steals/ game	Blocks/ game
7	20.6	2.1	41.2	0.0	50.0	1.7	1.1	1.1	1.0	1.0	0.3

2 Dagny Slomack

Junior :: Guard :: 5-6
South Orange, N.J.. :: Newark Academy



Slomack Notes

- 2025-26: Appeared in 30 games, making two starts
- Averaged 4.1 points per game
- Hit four threes, scoring 16 points in a two-point loss vs. Brown
- Started and scored 10 points at FIU
- Added 12 points versus NJIT in the America East Quarterfinal on Mar. 5
- **PREV:** Started 25 games at Central Connecticut State
- Averaged 9.0 points per game
- Scored a career-high 18 points against Boston College
- Totaled 1,450 points, 330 assists, 380 steals, and 350 rebounds in her scholastic career
- Was a 2024 McDonald's All-America Game nominee
- Three-time First-Team All-State-Prep selection

CAREER STATS

SLOMACK, Dagny

				Field Goals		3-Point		F-Throws		Rebounds									Scoring	
SEASON	TEAM	GP-GS	MIN/AVG	FG-FGA	FG%	3FG-3FGA	3FG%	FT-FTA	FT%	OFF	DEF	TOT	AVG	PF-FO	A	TO	BLK	STL	PTS	AVG
2024-25	CCSU	29-25	853/29.4	97-223	.435	49-131	.374	18-28	.643	3	41	44	1.5	43-0	41	28	3	16	261	9.0
2025-26	UMBC	30-2	437/14.6	35-117	.299	25-76	.329	27-29	.931	7	14	21	0.7	22-0	9	18	4	5	122	4.1
2026-27	UMBC	7-0	141/20.1	18-37	.486	15-29	.517	16-21	.762	3	4	7	1.0	9-0	6	2	0	5	67	9.6
TOTAL FOR UMBC		**37-2**	**578/15.6**	**53-154**	**.344**	**40-105**	**.381**	**43-50**	**.860**	**10**	**18**	**28**	**0.8**	**31-0**	**15**	**20**	**4**	**10**	**189**	**5.1**
TOTAL		**66-27**	**1431/21.7**	**150-377**	**.398**	**89-236**	**.377**	**61-78**	**.782**	**13**	**59**	**72**	**1.1**	**74-0**	**56**	**48**	**7**	**26**	**450**	**6.8**

Single Game Highs

Statistic	Value	
Points	22	at Quinnipiac 11/08/26
Rebounds	7	at Chicago St. 01/23/25
Assists	4	at Boston College 12/20/24, at Chicago St. 01/23/25, at Stonehill 02/22/25
Steals	2	6 times
Blocks	1	7 times
FG Made	7	at Boston College 12/20/24, at Le Moyne 02/27/25
FG Attempts	15	vs Siena 11/26/24, at Boston College 12/20/24
3FG Made	5	at Quinnipiac 11/08/26, vs Mount St. Mary's 11/05/26
3FG Attempts	11	vs Saint Francis 01/02/25
FT Made	8	vs Manhattan 11/07/24
FT Attempts	10	vs Manhattan 11/07/24

2 Dagny Slomack

Junior :: Guard :: 5-6
South Orange, N.J.. :: Newark Academy

SEASON STATS

2026-27 UMBC Women's Basketball
Individual Game-by-Game
All games

as of Nov 21, 2026

#2 SLOMACK, Dagny

				Total		3-Pointers		Free throws		Rebounds										
Opponent	Date	GS	MIN	FG-FGA	PCT	3FG-3FGA	PCT	FT-FTA	PCT	OFF	DEF	TOT	AVG	PF	A	TO	BLK	STL	PTS	AVG
Stevenson	11/02/2026		13:55	1-4	.250	1-4	.250	1-2	.500	1	0	1	1.0	2	2	1	0	1	4	4.0
Mount St. Mary's	11/05/2026		22:31	5-9	.556	5-8	.625	2-3	.667	2	0	2	1.5	1	0	0	0	2	17	10.5
at Quinnipiac	11/08/2026		26:38	6-8	.750	5-7	.714	5-5	1.000	0	3	3	2.0	1	2	0	0	1	22	14.3
Morgan St.	11/13/2026		24:35	2-7	.286	1-4	.250	2-2	1.000	0	1	1	1.8	2	0	0	0	1	7	12.5
at Towson	11/15/2026		25:49	3-8	.375	2-5	.400	6-9	.667	0	0	0	1.4	1	0	0	0	0	14	12.8
at Pittsburgh	11/18/2026		05:34	0-0	.000	0-0	.000	0-0	.000	0	0	0	1.2	0	0	0	0	0	0	10.7
at Brown	11/21/2026		21:37	1-1	1.000	1-1	1.000	0-0	.000	0	0	0	1.0	2	2	1	0	0	3	9.6
Totals		**0**	**140:39**	**18-37**	**.486**	**15-29**	**.517**	**16-21**	**.762**	**3**	**4**	**7**	**1.0**	**9**	**6**	**2**	**0**	**5**	**67**	**9.6**

Player Averages

Games Played	Minutes/ game	Points/ game	FG Pct	3FG Pct	FT Pct	Rebounds/ game	Assists/ game	Turnovers/ game	Assist/Turnover ratio	Steals/ game	Blocks/ game
7	20.1	9.6	48.6	51.7	76.2	1.0	0.9	0.3	3.0	0.7	0.0

3 Heidi Williams

Sophomore :: Guard :: 6-0
Prince George's County, Md. :: Saint Frances



Williams Notes

- 2025-26:
- America East All-Rookie Team
- 6x America East Rookie of the Week (One of two players in UMBC history to earn 6 AE Rookie of the Week honors)
- Appeared in all 32 games, making 20 starts
- Averaged 9.5 points, 5.3 rebounds, and 1.8 steals per game
- Reached double-figures in six of 12 America East games
- Logged her first career DI double-double (14 pts, 10 reb) vs. UAlbany
- Recorded her first career NCAA double-double (15 pts, 11 reb) vs. Notre Dame (Md.)

CAREER STATS

WILLIAMS, Heidi

				Field Goals		3-Point		F-Throws		Rebounds									Scoring	
SEASON	TEAM	GP-GS	MIN/AVG	FG-FGA	FG%	3FG-3FGA	3FG%	FT-FTA	FT%	OFF	DEF	TOT	AVG	PF-FO	A	TO	BLK	STL	PTS	AVG
2025-26	UMBC	32-20	857/26.8	121-321	.377	10-54	.185	51-94	.543	48	120	168	5.3	78-2	35	68	14	56	303	9.5
2026-27	UMBC	7-7	194/27.8	45-99	.455	3-18	.167	14-32	.438	20	40	60	8.6	16-1	22	21	4	10	107	15.3
TOTAL		**39-27**	**1051/27.0**	**166-420**	**.395**	**13-72**	**.181**	**65-126**	**.516**	**68**	**160**	**228**	**5.8**	**94-3**	**57**	**89**	**18**	**66**	**410**	**10.5**

Single Game Highs

Statistic	Value	
Points	22	at UMass Lowell 01/24/26
Rebounds	12	at Towson 11/15/26
Assists	7	vs Mount St. Mary's 11/05/26
Steals	6	vs Towson 11/23/25
Blocks	3	vs Brown 11/16/25
FG Made	9	at UMass Lowell 01/24/26, vs UMass Lowell 02/28/26, at Pittsburgh 11/18/26
FG Attempts	18	at NJIT 01/22/26, at Brown 11/21/26
3FG Made	2	vs Presbyterian 11/30/25
3FG Attempts	6	vs Notre Dame (MD) 12/30/25
FT Made	7	at Virginia 11/13/25
FT Attempts	8	4 times

3 Heidi Williams

Sophomore :: Guard :: 6-0
Prince George's County, Md. :: Saint Frances

SEASON STATS

2026-27 UMBC Women's Basketball
Individual Game-by-Game
All games

as of Nov 21, 2026

#3 WILLIAMS, Heidi

				Total		3-Pointers		Free throws		Rebounds										
Opponent	Date	GS	MIN	FG-FGA	PCT	3FG-3FGA	PCT	FT-FTA	PCT	OFF	DEF	TOT	AVG	PF	A	TO	BLK	STL	PTS	AVG
Stevenson	11/02/2026	*	17:03	8-13	.615	1-2	.500	2-2	1.000	1	3	4	4.0	1	3	0	0	3	19	19.0
Mount St. Mary's	11/05/2026	*	26:27	5-11	.455	0-2	.000	2-4	.500	2	8	10	7.0	1	7	4	1	2	12	15.5
at Quinnipiac	11/08/2026	*	25:00	8-13	.615	1-2	.500	3-6	.500	4	6	10	8.0	2	3	7	2	1	20	17.0
Morgan St.	11/13/2026	*	23:40	6-17	.353	0-1	.000	4-7	.571	5	5	10	8.5	1	3	2	0	4	16	16.8
at Towson	11/15/2026	*	31:35	2-11	.182	0-3	.000	3-8	.375	4	8	12	9.2	5	2	3	0	0	7	14.8
at Pittsburgh	11/18/2026	*	34:17	9-16	.563	0-4	.000	0-3	.000	4	6	10	9.3	2	3	3	1	0	18	15.3
at Brown	11/21/2026	*	36:14	7-18	.389	1-4	.250	0-2	.000	0	4	4	8.6	4	1	2	0	0	15	15.3
Totals		**7**	**194:17**	**45-99**	**.455**	**3-18**	**.167**	**14-32**	**.438**	**20**	**40**	**60**	**8.6**	**16**	**22**	**21**	**4**	**10**	**107**	**15.3**

Player Averages

Games Played	Minutes/ game	Points/ game	FG Pct	3FG Pct	FT Pct	Rebounds/ game	Assists/ game	Turnovers/ game	Assist/Turnover ratio	Steals/ game	Blocks/ game
7	27.8	15.3	45.5	16.7	43.8	8.6	3.1	3.0	1.0	1.4	0.6

4 Kennedy Austin

Sophomore :: Guard :: 5-9
Waldorf, Md. :: Maret



Austin Notes

- 2025-26:
- America East All-Rookie Team
- 2x America East Rookie of the Week (Dec. 1, Dec. 8)
- FIU Thanksgiving Classic All-Tournament Team
- Appeared in 30 games, making 12 starts
- Averaged 7.9 points, 3.0 rebounds, 1.5 steals, and 1.3 assists per game
- Reached double figure scoring nine times
- Scored 24 points and grabbed seven rebounds at FIU
- Finished one rebound shy of first career double-double (12 pts, 9 reb) vs. NJIT
- Reached double digits scoring (12 pts) vs. Maine for the first time since Jan. 1

CAREER STATS

AUSTIN, Kennedy

				Field Goals		3-Point		F-Throws		Rebounds									Scoring	
SEASON	TEAM	GP-GS	MIN/AVG	FG-FGA	FG%	3FG-3FGA	3FG%	FT-FTA	FT%	OFF	DEF	TOT	AVG	PF-FO	A	TO	BLK	STL	PTS	AVG
2025-26	UMBC	30-12	628/20.9	74-204	.363	8-25	.320	80-111	.721	51	39	90	3.0	66-2	40	65	6	44	236	7.9
2026-27	UMBC	7-7	171/24.5	22-54	.407	2-7	.286	19-24	.792	21	11	32	4.6	19-0	18	16	3	16	65	9.3
TOTAL		**37-19**	**799/21.6**	**96-258**	**.372**	**10-32**	**.313**	**99-135**	**.733**	**72**	**50**	**122**	**3.3**	**85-2**	**58**	**81**	**9**	**60**	**301**	**8.1**

Single Game Highs

Statistic	Value	
Points	24	at FIU 11/28/25
Rebounds	9	vs NJIT 01/01/26
Assists	4	at Brown 11/21/26
Steals	5	at Brown 11/21/26
Blocks	1	9 times
FG Made	7	at FIU 11/28/25, at Brown 11/21/26
FG Attempts	15	at FIU 11/28/25
3FG Made	2	at Maryland 11/06/25
3FG Attempts	2	10 times
FT Made	10	vs Towson 11/23/25
FT Attempts	13	vs Towson 11/23/25

4 Kennedy Austin ▶

Sophomore :: Guard :: 5-9
Waldorf, Md. :: Maret

SEASON STATS

2026-27 UMBC Women's Basketball
Individual Game-by-Game
All games

as of Nov 21, 2026

#4 AUSTIN, Kennedy

				Total		3-Pointers		Free throws		Rebounds										
Opponent	Date	GS	MIN	FG-FGA	PCT	3FG-3FGA	PCT	FT-FTA	PCT	OFF	DEF	TOT	AVG	PF	A	TO	BLK	STL	PTS	AVG
Stevenson	11/02/2026	*	14:45	2-5	.400	0-1	.000	2-2	1.000	3	1	4	4.0	2	3	0	1	3	6	6.0
Mount St. Mary's	11/05/2026	*	25:17	3-10	.300	1-2	.500	2-3	.667	5	1	6	5.0	2	1	2	1	2	9	7.5
at Quinnipiac	11/08/2026	*	23:12	3-5	.600	0-1	.000	6-6	1.000	2	2	4	4.7	3	3	1	1	2	12	9.0
Morgan St.	11/13/2026	*	17:07	2-3	.667	0-0	.000	6-8	.750	3	2	5	4.8	3	2	2	0	1	10	9.3
at Towson	11/15/2026	*	27:27	3-11	.273	1-2	.500	0-0	.000	2	0	2	4.2	3	2	4	0	0	7	8.8
at Pittsburgh	11/18/2026	*	22:57	2-6	.333	0-0	.000	0-1	.000	1	2	3	4.0	3	3	5	0	3	4	8.0
at Brown	11/21/2026	*	40:41	7-14	.500	0-1	.000	3-4	.750	5	3	8	4.6	3	4	2	0	5	17	9.3
Totals		**7**	**171:27**	**22-54**	**.407**	**2-7**	**.286**	**19-24**	**.792**	**21**	**11**	**32**	**4.6**	**19**	**18**	**16**	**3**	**16**	**65**	**9.3**

Player Averages

Games Played	Minutes/ game	Points/ game	FG Pct	3FG Pct	FT Pct	Rebounds/ game	Assists/ game	Turnovers/ game	Assist/Turnover ratio	Steals/ game	Blocks/ game
7	24.5	9.3	40.7	28.6	79.2	4.6	2.6	2.3	1.1	2.3	0.4

5 Sadaya Jones

Sophomore :: Guard :: 5-9
Morgantown, W.Va. :: Morgantown



Jones Notes

- Attended Morgantown High School in Morgantown, WV
- 2025 Season: 1,000 point club, First Team All-State, All-Tournament Team
- Class 5A John Howell MVP Award
- Daughter of Keri Pryor, a 1,000-point scorer at Duquesne

CAREER STATS

JONES, Sadaya

				Field Goals		3-Point		F-Throws		Rebounds									Scoring	
SEASON	TEAM	GP-GS	MIN/AVG	FG-FGA	FG%	3FG-3FGA	3FG%	FT-FTA	FT%	OFF	DEF	TOT	AVG	PF-FO	A	TO	BLK	STL	PTS	AVG
2026-27	UMBC	1-0	17/16.8	0-1	.000	0-0	.000	3-6	.500	3	0	3	3.0	0-0	0	0	1	1	3	3.0
TOTAL		**1-0**	**17/16.8**	**0-1**	**.000**	**0-0**	**.000**	**3-6**	**.500**	**3**	**0**	**3**	**3.0**	**0-0**	**0**	**0**	**1**	**1**	**3**	**3.0**

Single Game Highs

Statistic	Value	
Points	3	vs Stevenson 11/02/26
Rebounds	3	vs Stevenson 11/02/26
Steals	1	vs Stevenson 11/02/26
Blocks	1	vs Stevenson 11/02/26
FG Attempts	1	vs Stevenson 11/02/26
FT Made	3	vs Stevenson 11/02/26
FT Attempts	6	vs Stevenson 11/02/26

5 Sadaya Jones

Sophomore :: Guard :: 5-9
Morgantown, W.Va. :: Morgantown

SEASON STATS

2026-27 UMBC Women's Basketball
Individual Game-by-Game
All games

as of Nov 05, 2026

#5 JONES, Sadaya

				Total		3-Pointers		Free throws		Rebounds										
Opponent	Date	GS	MIN	FG-FGA	PCT	3FG-3FGA	PCT	FT-FTA	PCT	OFF	DEF	TOT	AVG	PF	A	TO	BLK	STL	PTS	AVG
Stevenson	11/02/2026		16:46	0-1	.000	0-0	.000	3-6	.500	3	0	3	3.0	0	0	0	1	1	3	3.0
Totals		**0**	**16:46**	**0-1**	**.000**	**0-0**	**.000**	**3-6**	**.500**	**3**	**0**	**3**	**3.0**	**0**	**0**	**0**	**1**	**1**	**3**	**3.0**

Player Averages

Games Played	Minutes/ game	Points/ game	FG Pct	3FG Pct	FT Pct	Rebounds/ game	Assists/ game	Turnovers/ game	Assist/Turnover ratio	Steals/ game	Blocks/ game
1	16.8	3.0	0.0	0.0	50.0	3.0	0.0	0.0	0.0	1.0	1.0

8 Syd Sutton

Freshman :: Guard :: 5-9
Glen Burnie, Md. :: St. Frances Academy



Sutton Notes

- Daughter of Lisa & Jason Sutton, dad played football at University of New Haven
- Played lacrosse, volleyball, soccer, and softball growing up
- Majoring in Psychology
- Started playing basketball at age 3

CAREER STATS

SUTTON, Syd

				Field Goals		3-Point		F-Throws		Rebounds									Scoring	
SEASON	TEAM	GP-GS	MIN/AVG	FG-FGA	FG%	3FG-3FGA	3FG%	FT-FTA	FT%	OFF	DEF	TOT	AVG	PF-FO	A	TO	BLK	STL	PTS	AVG
2026-27	UMBC	3-0	18/6.1	1-7	.143	0-4	.000	2-4	.500	0	2	2	0.7	0-0	2	2	1	2	4	1.3
TOTAL		**3-0**	**18/6.1**	**1-7**	**.143**	**0-4**	**.000**	**2-4**	**.500**	**0**	**2**	**2**	**0.7**	**0-0**	**2**	**2**	**1**	**2**	**4**	**1.3**

Single Game Highs

Statistic	Value	
Points	4	vs Stevenson 11/02/26
Rebounds	1	vs Stevenson 11/02/26, at Quinnipiac 11/08/26
Assists	1	vs Stevenson 11/02/26, vs Mount St. Mary's 11/05/26
Steals	2	vs Mount St. Mary's 11/05/26
Blocks	1	vs Stevenson 11/02/26
FG Made	1	vs Stevenson 11/02/26
FG Attempts	5	vs Stevenson 11/02/26
3FG Attempts	3	vs Stevenson 11/02/26
FT Made	2	vs Stevenson 11/02/26
FT Attempts	2	vs Stevenson 11/02/26, vs Mount St. Mary's 11/05/26

8 Syd Sutton

Freshman :: Guard :: 5-9
Glen Burnie, Md. :: St. Frances Academy

SEASON STATS

2026-27 UMBC Women's Basketball
Individual Game-by-Game
All games

as of Nov 19, 2026

#8 SUTTON, Syd

				Total		3-Pointers		Free throws		Rebounds										
Opponent	Date	GS	MIN	FG-FGA	PCT	3FG-3FGA	PCT	FT-FTA	PCT	OFF	DEF	TOT	AVG	PF	A	TO	BLK	STL	PTS	AVG
Stevenson	11/02/2026		11:47	1-5	.200	0-3	.000	2-2	1.000	0	1	1	1.0	0	1	0	1	0	4	4.0
Mount St. Mary's	11/05/2026		03:17	0-2	.000	0-1	.000	0-2	.000	0	0	0	0.5	0	1	0	0	2	0	2.0
at Quinnipiac	11/08/2026		03:09	0-0	.000	0-0	.000	0-0	.000	0	1	1	0.7	0	0	2	0	0	0	1.3
Totals		**0**	**18:13**	**1-7**	**.143**	**0-4**	**.000**	**2-4**	**.500**	**0**	**2**	**2**	**0.7**	**0**	**2**	**2**	**1**	**2**	**4**	**1.3**

Player Averages

Games Played	Minutes/ game	Points/ game	FG Pct	3FG Pct	FT Pct	Rebounds/ game	Assists/ game	Turnovers/ game	Assist/Turnover ratio	Steals/ game	Blocks/ game
3	6.1	1.3	14.3	0.0	50.0	0.7	0.7	0.7	1.0	0.7	0.3

9 Jeanine Brandsma

Redshirt Senior :: Center :: 6-2
Eguzon Chantome, France :: Austin Peay



Brandsma Notes

- **PREV:** at Austin Peay
- Appeared in 15 games, averaging 5.1 minutes per game
- Scored 14 points, grabbed 24 rebounds, and blocked two shots
- Scored four points and grabbed six rebounds vs. Sewanee
- Added two points and five rebounds in a season-high 21 minutes at Bellarmine

CAREER STATS

BRANDSMA, Jeanine

				Field Goals		3-Point		F-Throws		Rebounds									Scoring	
SEASON	TEAM	GP-GS	MIN/AVG	FG-FGA	FG%	3FG-3FGA	3FG%	FT-FTA	FT%	OFF	DEF	TOT	AVG	PF-FO	A	TO	BLK	STL	PTS	AVG
2022-23	LIU	24-3	184/7.7	10-35	.286	0-1	.000	2-10	.200	16	38	54	2.3	22-0	3	25	8	4	22	0.9
2024-25	APSU	23-0	165/7.2	13-24	.542	0-0	.000	0-7	.000	16	24	40	1.7	26-1	4	16	1	3	26	1.1
2025-26	APSU	15-0	77/5.1	5-9	.556	0-0	.000	4-5	.800	11	13	24	1.6	15-0	0	9	2	1	14	0.9
2026-27	UMBC	6-0	72/12.0	8-14	.571	0-0	.000	4-6	.667	4	18	22	3.7	10-0	1	3	1	0	20	3.3
TOTAL FOR UMBC		**6-0**	**72/12.0**	**8-14**	**.571**	**0-0**	**.000**	**4-6**	**.667**	**4**	**18**	**22**	**3.7**	**10-0**	**1**	**3**	**1**	**0**	**20**	**3.3**
TOTAL		**68-3**	**498/7.3**	**36-82**	**.439**	**0-1**	**.000**	**10-28**	**.357**	**47**	**93**	**140**	**2.1**	**73-1**	**8**	**53**	**12**	**8**	**82**	**1.2**

Single Game Highs

Statistic	Value	
Points	8	at Murray St. 12/07/24, at Pittsburgh 11/18/26
Rebounds	8	at Hartford 11/12/22, vs Central Conn. St. 01/19/23, at Pittsburgh 11/18/26
Assists	2	at Murray St. 12/07/24
Steals	1	8 times
Blocks	2	vs Central Conn. St. 01/19/23, vs Sacred Heart 01/26/23, vs Wagner 02/11/23
FG Made	4	at Murray St. 12/07/24
FG Attempts	6	at Murray St. 12/07/24
3FG Attempts	1	at Hartford 11/12/22
FT Made	3	vs Queens (NC) 02/12/26
FT Attempts	4	vs St. Francis Brooklyn 01/28/23, vs Queens (NC) 02/12/26, at Pittsburgh 11/18/26

9 Jeanine Brandsma

Redshirt Senior :: Center :: 6-2
Eguzon Chantome, France :: Austin Peay

SEASON STATS

2026-27 UMBC Women's Basketball
Individual Game-by-Game
All games

as of Nov 21, 2026

#9 BRANDSMA, Jeanine

				Total		3-Pointers		Free throws		Rebounds										
Opponent	Date	GS	MIN	FG-FGA	PCT	3FG-3FGA	PCT	FT-FTA	PCT	OFF	DEF	TOT	AVG	PF	A	TO	BLK	STL	PTS	AVG
Stevenson	11/02/2026		14:05	2-4	.500	0-0	.000	0-0	.000	1	4	5	5.0	0	0	1	1	0	4	4.0
Mount St. Mary's	11/05/2026		03:17	0-0	.000	0-0	.000	0-0	.000	1	2	3	4.0	0	0	0	0	0	0	2.0
at Quinnipiac	11/08/2026		09:10	1-1	1.000	0-0	.000	0-0	.000	0	2	2	3.3	3	0	0	0	0	2	2.0
Morgan St.	11/13/2026		08:01	0-0	.000	0-0	.000	0-0	.000	0	0	0	2.5	3	1	0	0	0	0	1.5
at Pittsburgh	11/18/2026		24:20	3-5	.600	0-0	.000	2-4	.500	0	8	8	3.6	1	0	1	0	0	8	2.8
at Brown	11/21/2026		13:02	2-4	.500	0-0	.000	2-2	1.000	2	2	4	3.7	3	0	1	0	0	6	3.3
Totals		**0**	**71:55**	**8-14**	**.571**	**0-0**	**.000**	**4-6**	**.667**	**4**	**18**	**22**	**3.7**	**10**	**1**	**3**	**1**	**0**	**20**	**3.3**

Player Averages

Games Played	Minutes/ game	Points/ game	FG Pct	3FG Pct	FT Pct	Rebounds/ game	Assists/ game	Turnovers/ game	Assist/Turnover ratio	Steals/ game	Blocks/ game
6	12.0	3.3	57.1	0.0	66.7	3.7	0.2	0.5	0.3	0.0	0.2

10 Alaina Williams

Senior :: Forward :: 6-1
Apollo Beach, Fl. :: Brooks De Bartelo



Williams Notes

- Appeared in all 32 games, making 24 starts
- Averaged 5.6 points, 4.6 rebounds, and 1.3 steals per game
- Had a near double-double with 10 pts and 8 rebounds vs. Binghamton
- Scored 13 points and grabbed eight rebounds in season-opener vs. Stevenson
- Grabbed a season-best nine rebounds at Vermont on Feb. 19
- Tied her season-high with 12 points and grabbed five boards in the AE Quarterfinal vs. NJIT on Mar. 5

CAREER STATS

WILLIAMS, Alaina

				Field Goals		3-Point		F-Throws		Rebounds									Scoring	
SEASON	TEAM	GP-GS	MIN/AVG	FG-FGA	FG%	3FG-3FGA	3FG%	FT-FTA	FT%	OFF	DEF	TOT	AVG	PF-FO	A	TO	BLK	STL	PTS	AVG
2023-24	ISU	6-0	20/3.3	1-2	.500	0-0	.000	1-2	.500	1	2	3	0.5	7-0	0	3	0	0	3	0.5
2024-25	UMBC	27-4	332/12.3	36-68	.529	0-0	.000	5-17	.294	41	54	95	3.5	47-0	8	31	4	13	77	2.9
2025-26	UMBC	32-24	694/21.7	71-146	.486	0-0	.000	37-60	.617	72	75	147	4.6	81-1	10	38	8	41	179	5.6
2026-27	UMBC	7-7	145/20.7	23-44	.523	0-1	.000	5-7	.714	12	16	28	4.0	15-0	3	7	2	13	51	7.3
TOTAL FOR UMBC		**66-35**	**1172/17.8**	**130-258**	**.504**	**0-1**	**.000**	**47-84**	**.560**	**125**	**145**	**270**	**4.1**	**143-1**	**21**	**76**	**14**	**67**	**307**	**4.7**
TOTAL		**72-35**	**1191/16.5**	**131-260**	**.504**	**0-1**	**.000**	**48-86**	**.558**	**126**	**147**	**273**	**3.8**	**150-1**	**21**	**79**	**14**	**67**	**310**	**4.3**

Single Game Highs

Statistic	Value	
Points	15	vs Notre Dame (MD) 11/06/24
Rebounds	13	vs Bryn Athyn 12/29/24
Assists	2	4 times
Steals	4	vs UAlbany 01/31/26
Blocks	2	at Maine 01/18/25
FG Made	7	vs Notre Dame (MD) 11/06/24
FG Attempts	12	vs Notre Dame (MD) 11/06/24
3FG Attempts	1	at Towson 11/15/26
FT Made	4	4 times
FT Attempts	6	at George Mason 12/20/24

10 Alaina Williams

Senior :: Forward :: 6-1
Apollo Beach, Fl. :: Brooks De Bartelo

SEASON STATS

2026-27 UMBC Women's Basketball
Individual Game-by-Game
All games

as of Nov 21, 2026

#10 WILLIAMS, Alaina

				Total		3-Pointers		Free throws		Rebounds										
Opponent	Date	GS	MIN	FG-FGA	PCT	3FG-3FGA	PCT	FT-FTA	PCT	OFF	DEF	TOT	AVG	PF	A	TO	BLK	STL	PTS	AVG
Stevenson	11/02/2026	*	13:56	6-7	.857	0-0	.000	0-0	.000	1	3	4	4.0	0	0	1	0	3	12	12.0
Mount St. Mary's	11/05/2026	*	20:51	5-7	.714	0-0	.000	0-1	.000	2	5	7	5.5	3	1	2	0	3	10	11.0
at Quinnipiac	11/08/2026	*	21:18	3-7	.429	0-0	.000	1-2	.500	2	1	3	4.7	4	1	1	1	2	7	9.7
Morgan St.	11/13/2026	*	17:26	2-6	.333	0-0	.000	4-4	1.000	1	2	3	4.3	2	0	0	0	1	8	9.3
at Towson	11/15/2026	*	33:25	2-9	.222	0-1	.000	0-0	.000	5	3	8	5.0	1	1	1	0	1	4	8.2
at Pittsburgh	11/18/2026	*	06:31	1-2	.500	0-0	.000	0-0	.000	0	0	0	4.2	2	0	0	0	1	2	7.2
at Brown	11/21/2026	*	31:36	4-6	.667	0-0	.000	0-0	.000	1	2	3	4.0	3	0	2	1	2	8	7.3
Totals		**7**	**145:03**	**23-44**	**.523**	**0-1**	**.000**	**5-7**	**.714**	**12**	**16**	**28**	**4.0**	**15**	**3**	**7**	**2**	**13**	**51**	**7.3**

Player Averages

Games Played	Minutes/ game	Points/ game	FG Pct	3FG Pct	FT Pct	Rebounds/ game	Assists/ game	Turnovers/ game	Assist/Turnover ratio	Steals/ game	Blocks/ game
7	20.7	7.3	52.3	0.0	71.4	4.0	0.4	1.0	0.4	1.9	0.3

11 Angela Williams

Junior :: Forward :: 6-0
New Orleans, La. :: James Madison



Williams Notes

- **PREV:** at James Madison
- 2025-26: Appeared in all 32 games off the bench, averaging 9.8 minutes per game
- Scored 106 points, grabbed 84 rebounds, added 15 steals, and blocked 14 shots
- Scored 10 points, pulled down six rebounds, and blocked three shots vs. Kent State
- Added 11 points, six rebounds, three blocks, and two steals vs. Queens
- Scored 13 points vs. Texas State

CAREER STATS

WILLIAMS, Angela

				Field Goals		3-Point		F-Throws		Rebounds									Scoring	
SEASON	TEAM	GP-GS	MIN/AVG	FG-FGA	FG%	3FG-3FGA	3FG%	FT-FTA	FT%	OFF	DEF	TOT	AVG	PF-FO	A	TO	BLK	STL	PTS	AVG
2024-25	JMU	32-0	281/8.8	36-74	.486	6-23	.261	17-28	.607	23	73	96	3.0	31-0	6	28	3	15	95	3.0
2025-26	JMU	32-0	314/9.8	42-106	.396	9-41	.220	13-21	.619	22	62	84	2.6	40-1	16	42	14	15	106	3.3
2026-27	UMBC	7-7	133/18.9	32-66	.485	11-30	.367	6-9	.667	5	19	24	3.4	19-0	8	16	1	12	81	11.6
TOTAL FOR UMBC		**7-7**	**133/18.9**	**32-66**	**.485**	**11-30**	**.367**	**6-9**	**.667**	**5**	**19**	**24**	**3.4**	**19-0**	**8**	**16**	**1**	**12**	**81**	**11.6**
TOTAL		**71-7**	**728/10.3**	**110-246**	**.447**	**26-94**	**.277**	**36-58**	**.621**	**50**	**154**	**204**	**2.9**	**90-1**	**30**	**86**	**18**	**42**	**282**	**4.0**

Single Game Highs

Statistic	Value	
Points	19	at Pittsburgh 11/18/26, vs Mount St. Mary's 11/05/26
Rebounds	9	at Notre Dame 11/13/24
Assists	3	vs South Alabama 03/07/26, vs Stevenson 11/02/26, at East Carolina 12/03/25
Steals	5	vs Loyola Maryland 11/07/24
Blocks	3	vs Queens (NC) 11/09/25, vs Kent St. 11/03/25
FG Made	8	vs Mount St. Mary's 11/05/26
FG Attempts	12	at Pittsburgh 11/18/26, at Quinnipiac 11/08/26, vs Mount St. Mary's 11/05/26
3FG Made	5	at Pittsburgh 11/18/26
3FG Attempts	8	at Pittsburgh 11/18/26
FT Made	4	vs Loyola Maryland 11/07/24
FT Attempts	6	vs Loyola Maryland 11/07/24

11 Angela Williams

Junior :: Forward :: 6-0
New Orleans, La. :: James Madison

SEASON STATS

2026-27 UMBC Women's Basketball
Individual Game-by-Game
All games

as of Nov 21, 2026

#11 WILLIAMS, Angela

				Total		3-Pointers		Free throws		Rebounds										
Opponent	Date	GS	MIN	FG-FGA	PCT	3FG-3FGA	PCT	FT-FTA	PCT	OFF	DEF	TOT	AVG	PF	A	TO	BLK	STL	PTS	AVG
Stevenson	11/02/2026	*	16:19	6-8	.750	2-4	.500	1-1	1.000	0	2	2	2.0	3	3	2	0	1	15	15.0
Mount St. Mary's	11/05/2026	*	20:32	8-12	.667	1-2	.500	2-3	.667	1	1	2	2.0	3	1	1	1	3	19	17.0
at Quinnipiac	11/08/2026	*	21:10	5-12	.417	2-4	.500	0-1	.000	3	3	6	3.3	4	2	3	0	2	12	15.3
Morgan St.	11/13/2026	*	11:25	3-6	.500	1-4	.250	0-1	.000	1	0	1	2.8	1	0	1	0	2	7	13.3
at Towson	11/15/2026	*	16:18	1-6	.167	0-4	.000	2-2	1.000	0	4	4	3.0	4	1	1	0	0	4	11.4
at Pittsburgh	11/18/2026	*	29:58	7-12	.583	5-8	.625	0-0	.000	0	4	4	3.2	2	0	7	0	2	19	12.7
at Brown	11/21/2026	*	16:51	2-10	.200	0-4	.000	1-1	1.000	0	5	5	3.4	2	1	1	0	2	5	11.6
Totals		**7**	**132:33**	**32-66**	**.485**	**11-30**	**.367**	**6-9**	**.667**	**5**	**19**	**24**	**3.4**	**19**	**8**	**16**	**1**	**12**	**81**	**11.6**

Player Averages

Games Played	Minutes/ game	Points/ game	FG Pct	3FG Pct	FT Pct	Rebounds/ game	Assists/ game	Turnovers/ game	Assist/Turnover ratio	Steals/ game	Blocks/ game
7	18.9	11.6	48.5	36.7	66.7	3.4	1.1	2.3	0.5	1.7	0.1

12 Alden Yergey

Junior :: Guard :: 5-9
Nokesville, Va. :: Siena



Yergey Notes

- **PREV:** at Siena
- Appeared in 27 games, making 12 starts
- Totaled 128 points (4.7 ppg), 42 rebounds (1.6 rpg), and 33 assists (1.2 apg)
- Recorded career-highs with 23 steals and three blocks
- Poured in a career-high 15 points at Saint Peter's on Feb. 5 while shooting 6-for-11 from the field and 3-for-5 from beyond the arc
- 2x MAAC All-Academic Team, MAAC Academic Honor Roll, EAST-COMM Academic Honor Roll

CAREER STATS

YERGEY, Alden

				Field Goals		3-Point		F-Throws		Rebounds									Scoring	
SEASON	TEAM	GP-GS	MIN/AVG	FG-FGA	FG%	3FG-3FGA	3FG%	FT-FTA	FT%	OFF	DEF	TOT	AVG	PF-FO	A	TO	BLK	STL	PTS	AVG
2023-24	Siena	28-1	586/20.9	61-174	.351	22-71	.310	28-31	.903	20	31	51	1.8	46-1	37	40	1	14	172	6.1
2025-26	Siena	27-12	542/20.1	53-148	.358	11-57	.193	11-13	.846	11	31	42	1.6	29-0	33	52	3	23	128	4.7
2026-27	UMBC	7-0	108/15.5	14-34	.412	5-16	.313	5-5	1.000	2	7	9	1.3	6-0	6	6	0	4	38	5.4
TOTAL FOR UMBC		**7-0**	**108/15.5**	**14-34**	**.412**	**5-16**	**.313**	**5-5**	**1.000**	**2**	**7**	**9**	**1.3**	**6-0**	**6**	**6**	**0**	**4**	**38**	**5.4**
TOTAL		**62-13**	**1237/19.9**	**128-356**	**.360**	**38-144**	**.264**	**44-49**	**.898**	**33**	**69**	**102**	**1.6**	**81-1**	**76**	**98**	**4**	**41**	**338**	**5.5**

Single Game Highs

Statistic	Value	
Points	15	at Saint Peter's 02/05/26
Rebounds	5	vs Iona 02/19/26
Assists	4	vs Iona 01/20/24, vs Iona 02/19/26, at Manhattan 02/08/26
Steals	4	at Saint Peter's 02/05/26
Blocks	1	4 times
FG Made	6	vs Mount St. Mary's 03/02/24, at Saint Peter's 02/05/26
FG Attempts	15	at Boston College 12/10/23
3FG Made	3	vs Rider 01/18/24, vs Canisius 01/31/26, at Saint Peter's 02/05/26
3FG Attempts	8	vs Canisius 01/31/26
FT Made	4	vs Morgan St. 11/13/26
FT Attempts	4	at Mount St. Mary's 12/18/23, vs Morgan St. 11/13/26, at Cincinnati 12/21/23

12 Alden Yergey

Junior :: Guard :: 5-9
Nokesville, Va. :: Siena

SEASON STATS

2026-27 UMBC Women's Basketball
Individual Game-by-Game
All games

as of Nov 21, 2026

#12 YERGEY, Alden

				Total		3-Pointers		Free throws		Rebounds										
Opponent	Date	GS	MIN	FG-FGA	PCT	3FG-3FGA	PCT	FT-FTA	PCT	OFF	DEF	TOT	AVG	PF	A	TO	BLK	STL	PTS	AVG
Stevenson	11/02/2026		14:39	3-9	.333	1-5	.200	0-0	.000	0	3	3	3.0	0	1	0	0	2	7	7.0
Mount St. Mary's	11/05/2026		11:57	2-6	.333	1-2	.500	0-0	.000	1	0	1	2.0	3	1	1	0	0	5	6.0
at Quinnipiac	11/08/2026		15:18	2-4	.500	1-2	.500	0-0	.000	0	1	1	1.7	0	1	0	0	0	5	5.7
Morgan St.	11/13/2026		17:42	2-3	.667	0-1	.000	4-4	1.000	0	1	1	1.5	0	0	1	0	0	8	6.3
at Towson	11/15/2026		08:33	0-0	.000	0-0	.000	0-0	.000	0	0	0	1.2	1	0	0	0	0	0	5.0
at Pittsburgh	11/18/2026		12:34	1-3	.333	0-1	.000	1-1	1.000	0	0	0	1.0	0	3	1	0	0	3	4.7
at Brown	11/21/2026		27:26	4-9	.444	2-5	.400	0-0	.000	1	2	3	1.3	2	0	3	0	2	10	5.4
Totals		**0**	**108:10**	**14-34**	**.412**	**5-16**	**.313**	**5-5**	**1.000**	**2**	**7**	**9**	**1.3**	**6**	**6**	**6**	**0**	**4**	**38**	**5.4**

Player Averages

Games Played	Minutes/ game	Points/ game	FG Pct	3FG Pct	FT Pct	Rebounds/ game	Assists/ game	Turnovers/ game	Assist/Turnover ratio	Steals/ game	Blocks/ game
7	15.5	5.4	41.2	31.3	100.0	1.3	0.9	0.9	1.0	0.6	0.0

17 Maisie Crowley

Sophomore :: Forward/Center :: 6-4
London, England :: Bishop McNamara



Crowley Notes

- 2025-26:
- Appeared in 16 games
- Averaged 2.9 points and 2.3 rebounds
- Made her collegiate debut on Nov. 9 against Stevenson with two points and one rebound
- Scored 11 points and grabbed seven boards vs. Notre Dame (Md.)
- Broke out with 10 points and seven rebounds vs. Presbyterian

CAREER STATS

CROWLEY, Maisie

				Field Goals		3-Point		F-Throws		Rebounds									Scoring	
SEASON	TEAM	GP-GS	MIN/AVG	FG-FGA	FG%	3FG-3FGA	3FG%	FT-FTA	FT%	OFF	DEF	TOT	AVG	PF-FO	A	TO	BLK	STL	PTS	AVG
2025-26	UMBC	16-0	120/7.5	18-41	.439	2-11	.182	9-15	.600	16	21	37	2.3	11-0	7	10	4	4	47	2.9
2026-27	UMBC	7-0	49/7.0	8-20	.400	3-6	.500	2-2	1.000	6	8	14	2.0	10-0	2	2	1	1	21	3.0
TOTAL		**23-0**	**169/7.3**	**26-61**	**.426**	**5-17**	**.294**	**11-17**	**.647**	**22**	**29**	**51**	**2.2**	**21-0**	**9**	**12**	**5**	**5**	**68**	**3.0**

Single Game Highs

Statistic	Value	
Points	11	vs Notre Dame (MD) 12/30/25
Rebounds	7	vs Notre Dame (MD) 12/30/25, vs Presbyterian 11/30/25, vs Stevenson 11/02/26
Assists	2	vs Notre Dame (MD) 12/30/25
Steals	2	vs Notre Dame (MD) 12/30/25
Blocks	2	vs Presbyterian 11/30/25
FG Made	4	vs Notre Dame (MD) 12/30/25
FG Attempts	8	at Morgan St. 12/06/25, vs Stevenson 11/02/26
3FG Made	1	5 times
3FG Attempts	2	4 times
FT Made	3	vs Presbyterian 11/30/25
FT Attempts	4	vs Presbyterian 11/30/25

17 Maisie Crowley

Sophomore :: Forward/Center :: 6-4
London, England :: Bishop McNamara

SEASON STATS

2026-27 UMBC Women's Basketball
Individual Game-by-Game
All games

as of Nov 21, 2026

#17 CROWLEY, Maisie

				Total		3-Pointers		Free throws		Rebounds										
Opponent	Date	GS	MIN	FG-FGA	PCT	3FG-3FGA	PCT	FT-FTA	PCT	OFF	DEF	TOT	AVG	PF	A	TO	BLK	STL	PTS	AVG
Stevenson	11/02/2026		11:08	3-8	.375	1-2	.500	0-0	.000	4	3	7	7.0	1	1	0	0	1	7	7.0
Mount St. Mary's	11/05/2026		05:39	1-3	.333	0-0	.000	0-0	.000	0	0	0	3.5	0	0	0	1	0	2	4.5
at Quinnipiac	11/08/2026		07:10	1-1	1.000	1-1	1.000	0-0	.000	1	0	1	2.7	4	0	1	0	0	3	4.0
Morgan St.	11/13/2026		10:00	2-3	.667	1-2	.500	2-2	1.000	0	3	3	2.8	1	0	1	0	0	7	4.8
at Towson	11/15/2026		03:10	0-2	.000	0-1	.000	0-0	.000	0	0	0	2.2	1	0	0	0	0	0	3.8
at Pittsburgh	11/18/2026		08:18	0-2	.000	0-0	.000	0-0	.000	0	1	1	2.0	1	1	0	0	0	0	3.2
at Brown	11/21/2026		03:18	1-1	1.000	0-0	.000	0-0	.000	1	1	2	2.0	2	0	0	0	0	2	3.0
Totals		**0**	**48:43**	**8-20**	**.400**	**3-6**	**.500**	**2-2**	**1.000**	**6**	**8**	**14**	**2.0**	**10**	**2**	**2**	**1**	**1**	**21**	**3.0**

Player Averages

Games Played	Minutes/ game	Points/ game	FG Pct	3FG Pct	FT Pct	Rebounds/ game	Assists/ game	Turnovers/ game	Assist/Turnover ratio	Steals/ game	Blocks/ game
7	7.0	3.0	40.0	50.0	100.0	2.0	0.3	0.3	1.0	0.1	0.1

21 Gabby Scott

Junior :: Forward :: 6-0
Ellicott City, Md. :: Howard



Scott Notes

- 2025-26:
- Appeared in 26 games, making 11 starts
- Averaged 3.1 points, 3.0 rebounds, and 0.9 steals per game
- Made her UMBC debut versus Stevenson on Nov. 3, adding four points, six rebounds, and three steals
- Scored 14 points and hit four threes in win vs. Virginia
- Scored nine points and grabbed five rebounds, hitting the game-tying shot at NJIT on Jan. 22
- Scored nine points, grabbed seven rebounds, blocked two shots, and nabbed two steals at Ohio in the WNIT on Mar. 19

CAREER STATS

SCOTT, Gabby

				Field Goals		3-Point		F-Throws		Rebounds									Scoring	
SEASON	TEAM	GP-GS	MIN/AVG	FG-FGA	FG%	3FG-3FGA	3FG%	FT-FTA	FT%	OFF	DEF	TOT	AVG	PF-FO	A	TO	BLK	STL	PTS	AVG
2022-23	Towson	27-3	236/8.7	14-61	.230	7-33	.212	8-10	.800	28	30	58	2.1	21-0	5	12	6	12	43	1.6
2023-24	Towson	20-1	222/11.1	11-41	.268	3-16	.188	5-11	.455	30	22	52	2.6	18-0	5	5	4	9	30	1.5
2025-26	UMBC	26-11	477/18.3	29-92	.315	20-65	.308	3-6	.500	27	51	78	3.0	46-1	9	16	11	24	81	3.1
2026-27	UMBC	7-0	87/12.4	5-19	.263	3-14	.214	1-2	.500	7	5	12	1.7	7-0	2	3	3	6	14	2.0
TOTAL FOR UMBC		**33-11**	**563/17.1**	**34-111**	**.306**	**23-79**	**.291**	**4-8**	**.500**	**34**	**56**	**90**	**2.7**	**53-1**	**11**	**19**	**14**	**30**	**95**	**2.9**
TOTAL		**80-15**	**1021/12.8**	**59-213**	**.277**	**33-128**	**.258**	**17-29**	**.586**	**92**	**108**	**200**	**2.5**	**92-1**	**21**	**36**	**24**	**51**	**168**	**2.1**

Single Game Highs

Statistic	Value	
Points	15	at UMES 11/22/22
Rebounds	8	vs Abilene Christian 11/25/23, vs UMBC 11/06/23
Assists	3	at FIU 11/28/25
Steals	4	vs Brown 11/16/25
Blocks	2	5 times
FG Made	5	at UMES 11/22/22
FG Attempts	9	at UMES 11/19/25, at Ohio 03/19/26, at UMES 11/22/22
3FG Made	4	at Virginia 11/13/25
3FG Attempts	8	at Ohio 03/19/26
FT Made	2	5 times
FT Attempts	2	13 times

21 Gabby Scott

Junior :: Forward :: 6-0
Ellicott City, Md. :: Howard

SEASON STATS

2026-27 UMBC Women's Basketball
Individual Game-by-Game
All games

as of Nov 21, 2026

#21 SCOTT, Gabby

				Total		3-Pointers		Free throws		Rebounds										
Opponent	Date	GS	MIN	FG-FGA	PCT	3FG-3FGA	PCT	FT-FTA	PCT	OFF	DEF	TOT	AVG	PF	A	TO	BLK	STL	PTS	AVG
Stevenson	11/02/2026		18:15	0-6	.000	0-5	.000	0-0	.000	3	1	4	4.0	0	0	0	2	3	0	0.0
Mount St. Mary's	11/05/2026		12:02	0-0	.000	0-0	.000	0-0	.000	1	0	1	2.5	0	1	0	0	0	0	0.0
at Quinnipiac	11/08/2026		08:31	1-2	.500	1-2	.500	0-0	.000	0	0	0	1.7	1	0	0	0	0	3	1.0
Morgan St.	11/13/2026		15:37	2-4	.500	1-3	.333	1-2	.500	1	2	3	2.0	1	1	2	0	2	6	2.3
at Towson	11/15/2026		12:57	0-0	.000	0-0	.000	0-0	.000	1	0	1	1.8	4	0	0	0	1	0	1.8
at Pittsburgh	11/18/2026		12:31	2-4	.500	1-3	.333	0-0	.000	0	2	2	1.8	1	0	0	1	0	5	2.3
at Brown	11/21/2026		06:47	0-3	.000	0-1	.000	0-0	.000	1	0	1	1.7	0	0	1	0	0	0	2.0
Totals		**0**	**86:41**	**5-19**	**.263**	**3-14**	**.214**	**1-2**	**.500**	**7**	**5**	**12**	**1.7**	**7**	**2**	**3**	**3**	**6**	**14**	**2.0**

Player Averages

Games Played	Minutes/ game	Points/ game	FG Pct	3FG Pct	FT Pct	Rebounds/ game	Assists/ game	Turnovers/ game	Assist/Turnover ratio	Steals/ game	Blocks/ game
7	12.4	2.0	26.3	21.4	50.0	1.7	0.3	0.4	0.7	0.9	0.4

24 Cai Roberson

Freshman :: Forward :: 5-9
Upper Marlboro, Md. :: IMG Academy



Roberson Notes

- Majoring in Biology w/ career aspirations in dentistry
- Brother, Jerrell plays college basketball at UMass Lowell
- Parents both competed collegiately at Mississippi College (Mom) and Kansas State/Delta State (Dad)
- 2024 DCSAA State Champion
- 2025 WCAC Champion

CAREER STATS

ROBERSON, Cai

				Field Goals		3-Point		F-Throws		Rebounds									Scoring	
SEASON	TEAM	GP-GS	MIN/AVG	FG-FGA	FG%	3FG-3FGA	3FG%	FT-FTA	FT%	OFF	DEF	TOT	AVG	PF-FO	A	TO	BLK	STL	PTS	AVG
2026-27	UMBC	4-0	19/4.8	1-1	1.000	0-0	.000	2-4	.500	0	4	4	1.0	3-0	1	1	0	1	4	1.0
TOTAL		**4-0**	**19/4.8**	**1-1**	**1.000**	**0-0**	**.000**	**2-4**	**.500**	**0**	**4**	**4**	**1.0**	**3-0**	**1**	**1**	**0**	**1**	**4**	**1.0**

Single Game Highs

Statistic	Value	
Points	3	vs Stevenson 11/02/26
Rebounds	3	vs Stevenson 11/02/26
Assists	1	vs Morgan St. 11/13/26
Steals	1	vs Stevenson 11/02/26
FG Made	1	vs Stevenson 11/02/26
FG Attempts	1	vs Stevenson 11/02/26
FT Made	1	vs Stevenson 11/02/26, vs Morgan St. 11/13/26
FT Attempts	2	vs Stevenson 11/02/26, vs Morgan St. 11/13/26

24 Cai Roberson

Freshman :: Forward :: 5-9
Upper Marlboro, Md. :: IMG Academy

SEASON STATS

2026-27 UMBC Women's Basketball
Individual Game-by-Game
All games

as of Nov 21, 2026

#24 ROBERSON, Cai

				Total		3-Pointers		Free throws		Rebounds										
Opponent	Date	GS	MIN	FG-FGA	PCT	3FG-3FGA	PCT	FT-FTA	PCT	OFF	DEF	TOT	AVG	PF	A	TO	BLK	STL	PTS	AVG
Stevenson	11/02/2026		09:11	1-1	1.000	0-0	.000	1-2	.500	0	3	3	3.0	2	0	0	0	1	3	3.0
Mount St. Mary's	11/05/2026		02:47	0-0	.000	0-0	.000	0-0	.000	0	0	0	1.5	0	0	0	0	0	0	1.5
at Quinnipiac	11/08/2026		03:09	0-0	.000	0-0	.000	0-0	.000	0	1	1	1.3	0	0	0	0	0	0	1.0
Morgan St.	11/13/2026		04:11	0-0	.000	0-0	.000	1-2	.500	0	0	0	1.0	1	1	1	0	0	1	1.0
Totals		**0**	**19:18**	**1-1**	**1.000**	**0-0**	**.000**	**2-4**	**.500**	**0**	**4**	**4**	**1.0**	**3**	**1**	**1**	**0**	**1**	**4**	**1.0**

Player Averages

Games Played	Minutes/ game	Points/ game	FG Pct	3FG Pct	FT Pct	Rebounds/ game	Assists/ game	Turnovers/ game	Assist/Turnover ratio	Steals/ game	Blocks/ game
4	4.8	1.0	100.0	0.0	50.0	1.0	0.3	0.3	1.0	0.3	0.0

2026-27 SEASON STATISTICS/RESULTS

2026-27 UMBC Women's Basketball
Combined Team Statistics
All games

as of Nov 21, 2026

Game Records

Record	Overall	Home	Away	Neutral
ALL GAMES	4-3	3-0	1-3	0-0
CONFERENCE	0-0	0-0	0-0	0-0
NON-CONFERENCE	4-3	3-0	1-3	0-0

Score by Periods

Team	1st	2nd	3rd	4th	OT	TOT
UMBC	126	134	138	121	12	531
Opponents	79	110	96	109	16	410

Team Box Score

No.	Player				Total		3-Point		F-Throw		Rebounds											
		GP-GS	MIN	AVG	FG-FGA	FG%	3FG-3FGA	3FG%	FT-FTA	FT%	OFF	DEF	TOT	AVG	PF	DQ	A	TO	BLK	STL	PTS	AVG
3	WILLIAMS, Heidi	7-7	194:17	27.8	45-99	.455	3-18	.167	14-32	.438	20	40	60	8.6	16	1	22	21	4	10	107	15.3
11	WILLIAMS, Angela	7-7	132:33	18.9	32-66	.485	11-30	.367	6-9	.667	5	19	24	3.4	19	0	8	16	1	12	81	11.6
2	SLOMACK, Dagny	7-0	140:39	20.1	18-37	.486	15-29	.517	16-21	.762	3	4	7	1.0	9	0	6	2	0	5	67	9.6
4	AUSTIN, Kennedy	7-7	171:27	24.5	22-54	.407	2-7	.286	19-24	.792	21	11	32	4.6	19	0	18	16	3	16	65	9.3
10	WILLIAMS, Alaina	7-7	145:03	20.7	23-44	.523	0-1	.000	5-7	.714	12	16	28	4.0	15	0	3	7	2	13	51	7.3
0	BAYNES, Shariah	7-0	152:09	21.7	14-41	.341	3-8	.375	10-15	.667	2	17	19	2.7	8	0	20	5	0	5	41	5.9
12	YERGEY, Alden	7-0	108:10	15.5	14-34	.412	5-16	.313	5-5	1.000	2	7	9	1.3	6	0	6	6	0	4	38	5.4
9	BRANDSMA, Jeanine	6-0	71:55	12.0	8-14	.571	0-0	.000	4-6	.667	4	18	22	3.7	10	0	1	3	1	0	20	3.3
17	CROWLEY, Maisie	7-0	48:43	7.0	8-20	.400	3-6	.500	2-2	1.000	6	8	14	2.0	10	0	2	2	1	1	21	3.0
5	JONES, Sadaya	1-0	16:46	16.8	0-1	.000	0-0	.000	3-6	.500	3	0	3	3.0	0	0	0	0	1	1	3	3.0
1	BELLAMY, Tiara	7-7	144:08	20.6	7-17	.412	0-2	.000	1-2	.500	4	8	12	1.7	20	2	8	8	2	7	15	2.1
21	SCOTT, Gabby	7-0	86:41	12.4	5-19	.263	3-14	.214	1-2	.500	7	5	12	1.7	7	0	2	3	3	6	14	2.0
8	SUTTON, Syd	3-0	18:13	6.1	1-7	.143	0-4	.000	2-4	.500	0	2	2	0.7	0	0	2	2	1	2	4	1.3
24	ROBERSON, Cai	4-0	19:18	4.8	1-1	1.000	0-0	.000	2-4	.500	0	4	4	1.0	3	0	1	1	0	1	4	1.0
Team											10	15	25					4				
Total		**7**	**1450**		**198-454**	**.436**	**45-135**	**.333**	**90-139**	**.647**	**99**	**174**	**273**	**39.0**	**142**	**3**	**99**	**96**	**19**	**83**	**531**	**75.9**
Opponents		**7**	**1450**		**143-360**	**.397**	**32-106**	**.302**	**92-134**	**.687**	**58**	**174**	**232**	**33.1**	**122**	**1**	**69**	**157**	**28**	**49**	**410**	**58.6**

Team Statistics

	UMBC	OPP
Scoring	**531**	**410**
Points per game	75.9	58.6
Scoring margin	+17.3	-
Field goals-att	**198-454**	**143-360**
Field goal pct	.436	.397
3 point fg-att	**45-135**	**32-106**
3-point FG pct	.333	.302
3-pt FG made per game	6.4	4.6
Free throws-att	**90-139**	**92-134**
Free throw pct	.647	.687
F-Throws made per game	12.9	13.1
Rebounds	**273**	**232**
Rebounds per game	39.0	33.1
Rebounding margin	+5.9	-
Assists	**99**	**69**
Assists per game	14.1	9.9
Turnovers	**96**	**157**
Turnovers per game	13.7	22.4
Turnover margin	+8.7	-
Assist/turnover ratio	1.0	0.4
Steals	**83**	**49**
Steals per game	11.9	7.0
Blocks	**19**	**28**
Blocks per game	2.7	4.0
Winning streak	**0**	**-**
Home win streak	3	-
Attendance	**1915**	**4383**
Home games-Avg/Game	3-638	4-1096
Neutral site-Avg/Game	-	0-0

Team Results

Date	Opponent		Score	Att.
11/02/2026	Stevenson	W	92-29	646
11/05/2026	Mount St. Mary's	W	79-53	474
11/08/2026	at Quinnipiac	W	91-67	411
11/13/2026	Morgan St.	W	85-50	795
11/15/2026	at Towson	L	48-58	640
11/18/2026	at Pittsburgh	L	59-72	2903
11/21/2026	at Brown	Lot2	77-81	429